

SYLLABUS BIFURCATION PREPARATORY STAGE

Class 3

CENTRALISED SYLLABUS BIFURCATION FOR APSs CLASS 3

Academic Session 2023-24

Class: III

Subject: ENGLISH

<u>Term I</u> <u>Report Card will consist of 100 marks</u>		<u>Term II</u> <u>Report Card will consist of 100 marks</u>	
<u>Periodic Test I- July</u> (30% syllabus- MM 40) (Weightage in Report Card- 10 marks)	<u>Half- Yearly Exam- September</u> (50% syllabus- MM 80) (Weightage in Report Card- 80 marks)	<u>Periodic Test II- December</u> (30% syllabus- MM 40) (Weightage in Report Card- 10 marks)	<u>Annual Exam- March</u> (Syllabus will have 10% of Term I and entire syllabus of Term II) (Weightage in Report Card- 80 marks)
Apr-Literature: Lesson-1: I don't have a flower Poem-1: My Family	Aug-Literature: Lesson-4 A journey in space Poem- 4-Upside Down	Oct-Literature: Lesson-6- World Animal Day Lesson-7A role model- Dr. A.P.J. Abdul Kalam Poem- 5-How Many Greens?	Dec-Literature: Lesson9- An Exciting Cricket Match
Grammar: Lesson-17 Sentences Lesson-1 Common Noun Lesson-2 Proper Noun	Grammar: Lesson-9- Pronouns Unseen Passage -Comprehension, Object Writing	Grammar: Lesson-14 Tenses (Continued) Past tense, Past Continuous Tense, Future tense Lesson-8 Compound words.	Grammar: Lesson-16 Preposition Lesson-18 Conjunction
May-Literature: Lesson-2:The story of the Aeroplane Poem- 2: Evening	Sep-Literature: Lesson-5 Great scientist-Isaac Newton	Nov-Literature: Lesson 8 Humpty Dumpty Poem- 5-A Song About Myself	Jan-Literature: Lesson10-Birbal wins Again
Grammar: Lesson- 3 Countable and Uncountable Noun	Grammar: Lesson-13 Verbs Lesson-14 Tenses	Grammar: Lesson-12 Articles	Grammar: Lesson-15 Adverbs

Lesson-4 Noun: Singular and Plural Lesson-5- Gender			Formal Letter Writing
July-Literature: Lesson-3: Save Water-Save the World Poem- 3-Ferry Me Across the Water	1. Note Book Submission MM 25 (Weightage 5 Marks) 2. Subject Enrichment Activity MM 25 (Weightage 5 Marks)		Feb-Grammar: Letter Writing Unseen Passage Comprehension
Grammar: Lesson-6 Possessive Nouns Lesson-7 Collective Nouns. Lesson -10- Adjectives			1. Note Book Submission MM 25 (Weightage 5 Marks) 2. Subject Enrichment Activity MM 25 (Weightage 5 Marks)

REPORT CARD WILL CONSIST OF 100 MARKS

REPORT CARD WILL CONSIST OF 100 MARKS

Evaluation	% syllabus	Maximum marks	Weightage	Evaluation	% syllabus	Maximum marks	Weightage
Periodic Test I- July	30%	40 marks	10 marks	Periodic Test II- December	30%	40 marks	10 marks
Note Book Submission	---	25 marks	5 marks	Note Book Submission	---	25 marks	5 marks
Subject Enrichment Activity	----	25 marks	5 marks	Subject Enrichment Activity	----	25 marks	5 marks
Half Yearly - September	50%	80 marks	80 marks	Annual Exam - March	10% syllabus of Term I and entire syllabus of Term II	80 marks	80 marks

Book: Roots and Wings
 Grammar Trove
 CLASS-III
 Publisher: Srijan Publication
 : Rohan Book Company

TERM -1

Month/ Periods	LESSON:-	Domain & Curricular Goals(mapping with Foundational stage)	Competency & Learning Outcome	21 st Century skills	Integration	Inter-disciplinary integration	Learning Space	Assignments	Suggestive Pedagogies
April (22- 25Days) Pd: (24-28)	<p>Lit: Lesson-1: I don't have a flower (Prose- Narrative Parable)</p> <p>Skills- Listening and Speaking</p> <p>CONCEPT:-</p> <ul style="list-style-type: none"> ● Importance of being Honest ●Vocabulary building <p>Sub-Concepts: -</p> <ul style="list-style-type: none"> ● Learning how honesty gives good reward. ● Imparting moral lesson to the learner. 	<p>DOMAIN: Prose: Lesson-1: I don't have a flower (Prose- Narrative Parable)</p> <p>Language and Literacy development</p> <p>SocioEmotional and Ethical Development (Manomaya Kosha)</p> <p>Curricular Goal:- CG9 Children develop effective communication</p>	<p>Competency Prose: Lesson-1: I don't have a flower (Prose- Narrative Parable)</p> <p>C9.5 Comprehends narrated/read out stories and identifies character, storyline and what the author wants to say</p> <p>C9.6 Narrates short stories with clear plot and characters.</p> <p>C4.5 Understands and responds positively to social norms in the classroom and school.</p> <p>Learning Outcomes: -</p>	<p>5 C's</p> <p>Communication Skill</p> <p>Creative thinking</p> <p>Life skills</p> <p>Problem Solving Decision-making</p> <p>Social Skills Vocabulary enrichment</p> <p>Communication</p>	<p>Arts:- Draw and colour 5 common nouns.</p> <p>Scientific temper:- Exploring Family beliefs and applying rational thinking.</p> <p>Problem Solving</p> <p>Technology:- Learning through online</p>	<p>Language:- Writing five sentences on my family.</p> <p>Music:- -Recitation -Exploring popular songs on concept of Family</p> <p>EVS:- Understanding the</p>	Home/Activity Room/Class room	<p>Class assignments Worksheets based on Competency based learning skills. Class Discussion Pronunciation Home assignments Art integrated activities And Giving notes to</p>	<p>Suggestive Pedagogies Project -based learning (Narrate a short folk tale of your choice in the class.) Story telling Role-playing Suggestive Assessment: -</p>

		<p>skills for day-to-day interactions in two languages</p> <p>CG-4</p> <p>Children develop emotional intelligence, i.e., the ability to understand and manage their own emotions, and respond positively to social norms</p>	<p>Basic:</p> <ul style="list-style-type: none"> Recalls the characters and a few events in the story that is narrated and is able to retell in their own words Imagines and narrates personalized endings of the story Follows short simple instruction <p>Medium:</p> <ul style="list-style-type: none"> Identifies plots and characters in a story and retells it in the correct sequence using vocabulary from the story Narrates their own short stories with simple plots and characters Follows simple rules in school without adult reminders <p>Advance</p> <ul style="list-style-type: none"> Interprets the motivations of the author to write the story and retell the story as if they were the author Creates their own stories, with complex 	<p>Improved Pronunciation</p> <p>Emotional Skills</p> <p>Sympathy /Empathy</p> <p>(My family)</p> <p>Any Values /Ethics : (Schools to fill)</p> <p>Honesty</p>	<p>resources</p> <p>https://youtu.be/kznvQ5I7WCo</p>	<p>concept of family.</p> <p>Draw a family tree.</p>	<p>study at home for discussion in class</p>	<p>1. Reading</p> <p>2. Worksheet</p> <p>3. Multiple-choice questions</p> <p>Suggestive resources/Activities:</p> <p>Draw and colour a family tree.</p> <p>Draw a flower and write values on its petals.</p>
--	--	---	--	--	---	--	--	---

plots and multiple characters

- Follows Instructions/rules

Competency

Poetry

My Family

(Literary Device used – Rhyme)

C10.6

Reads short poems and begins to appreciate the poem for its choice of words and imagination.

C4.1

Starts recognising self as an individual belonging to a family and Community

C4.2

Recognises different emotions and make deliberate efforts to regulate them appropriately

Learning Outcomes:-

	<p>Poem-1: My Family</p> <p>(Literary Device used – Rhyme)</p> <p>CONCEPT:-</p> <ul style="list-style-type: none"> ●Family as a unit of society <p>Sub-Concepts:</p> <ul style="list-style-type: none"> • Types of Family(nuclear,joint,extended) • Characteristics of a Family • Rhyming words • Antonyms 	<p>DOMAIN:</p> <p>Poetry</p> <p>My Family</p> <p>(Literary Device used – Rhyme)</p> <p>Language and Literacy development</p> <p>Socio Emotional and Ethical Development</p> <p>(Manomaya Kosha)</p> <p>Curricular Goal:-</p> <p>CG-4</p> <p>Children develop emotional intelligence, i.e., the ability to understand and manage their own emotions, and respond positively to social norms</p> <p>CG-10</p> <p>Children develop fluency in reciting the poem.</p>	<p>Basic</p> <ul style="list-style-type: none"> ●Recognises simple emotions. ●Identifies relationship with family members <p>Medium</p> <ul style="list-style-type: none"> ●Shows care for and joy in engaging with all life forms ●Identifies names, and associates relationship with family and among extended family <p>Advance</p> <ul style="list-style-type: none"> ●Expresses and conveys Empathy towards family, neighbourhood & Community. <p>Competency</p> <p>Grammar</p> <p>Lesson-17 Sentences</p> <p>Lesson-1 Common Noun</p> <p>Lesson-2 Proper Noun</p> <p>CG-10.4</p> <p>Read stories and passages with accuracy and fluency with</p>						
--	--	--	--	--	--	--	--	--	--

	<p>Grammar: Lesson-17 Sentences Lesson-1 Common Noun Lesson-2 Proper Noun</p> <p>CONCEPT:-</p> <ul style="list-style-type: none"> •Nouns •Sentence Identification <p>Sub-Concepts: -</p> <ul style="list-style-type: none"> •Types of sentences •Parts of a sentence •Identification of nouns 	<p>DOMAIN: Grammar Lesson-17 Sentences Lesson-1 Common Noun Lesson-2 Proper Noun</p> <p>Language and Literacy development</p> <p>Curricular Goal:- CG-10</p>	<p>appropriate pauses and voice modulation.</p> <p>Learning Outcomes:</p> <p>Basic:</p> <ul style="list-style-type: none"> • Reads a few sentences of familiar words with accuracy <p>Medium:</p> <ul style="list-style-type: none"> • Reads short passages accurately with appropriate intonation and pauses <p>Advance:</p> <ul style="list-style-type: none"> • Reads short passages accurately and fluently with appropriate intonation, pauses, and voice modulation 						
			<p>CWSN Assistive Learning: -</p> <p>For Visually Impaired Students</p> <p>Poem- My Family</p> <p>Family - A group of people lead together in the house is called family.</p> <p>Characteristics of the family-</p> <ol style="list-style-type: none"> 1. Support / stand by you in every good or worst situation. 2. Logan care for other family 						

	<ul style="list-style-type: none"> Types of nouns 	Children develop fluency in reading and writing.	<p>members.</p> <p>3. Security and sense of belonging.</p> <p>4. Making each person within the family feel important.</p> <ul style="list-style-type: none"> bold / large / embossed print flashcard of family and family member. <p>For Hearing Impaired Students</p> <ul style="list-style-type: none"> Flashcards of family and family members with caption. video with caption <p>https://youtu.be/tkatlyEeyJI</p> <p>https://youtu.be/UTKuTq_M5sA</p>						
<p>May (12-14 days)</p> <p>(12-14 pd)</p>	<p>Lit:</p> <p>Lesson-2: The story of the Aeroplane</p> <p>(Prose- Factual)</p> <p>Skills- Listening and Speaking</p> <p>CONCEPT:-</p> <ul style="list-style-type: none"> History of 	<p>DOMAIN:</p> <p>Lesson-2: The story of the Aeroplane</p> <p>(Prose- Factual)</p> <p>Language and Literacy development</p> <p>Cognitive Development</p>	<p>Competency</p> <p>Prose:</p> <p>The story of the Aeroplane</p> <p>(Prose- Factual)</p> <p>C 7.3</p> <p>Uses appropriate tools and technology in daily life situations and for learning</p>	<p>5 C's</p> <p>Communication Skill</p> <p>Creative thinking</p> <p>Critical Thinking</p>	<p>Arts:-</p> <p>Make a paper plane and fly with a rubber-band.</p>	<p>Language:</p> <p>English</p> <p>Being able to identify different kinds of countable and uncountable nouns.</p> <p>Complete the lines</p>	<p>Learning Space</p> <p>Home and Classroom</p> <p>School play</p>	<p>Class assignments</p> <p>-Use of Dictionary</p> <p>- Discussion based on competency based learning skills.</p>	<p>Suggestive Pedagogies</p> <p>Story -telling</p> <p>Inquiry- based learning</p> <p>Experiential learning</p>

	<p>technological inventions.</p> <ul style="list-style-type: none"> Vocabulary building Pronunciation <p>Sub-Concepts: -</p> <ul style="list-style-type: none"> Sequencing of the events. Completing a passage. 	<p>(Vijnanamaya kosha)</p> <hr/> <p>Curricular Goal:-</p> <p>Prose:</p> <p>CG-7</p> <p>Children make sense of the world around through observation and logical thinking</p> <p>CG10</p> <p>Children develop fluency in reading and writing in English</p>	<p>C10.4</p> <p>Reads stories and passages with accuracy and fluency with appropriate pauses and voice modulation</p> <p>Learning Outcomes:-</p> <p>Basic</p> <ul style="list-style-type: none"> Uses ideas based on observations Reads a few sentences of familiar words with accuracy <p>Medium</p> <ul style="list-style-type: none"> Identifies and names common objects, people, pictures, animals, birds, events etc. with assistance Begins “Independent Reading” of books of equal textual and visual content <p>Advance</p> <ul style="list-style-type: none"> Reads short passages accurately and fluently with appropriate intonation, pauses, and voice modulation <p>Competency</p>	<p>Life skills</p> <p>Problem Solving</p> <p>Decision Making</p> <p>Social Skills</p> <p>Communication</p> <p>Interpersonal Relationships.</p> <p>Emotional Skills</p> <p>Belief in yourself</p> <p>Any Values /Ethics : (Schools to fill)</p> <p>Believe in yourself</p> <p>Self Confidence</p>	<p>Scientific temper:-</p> <p>Critical thinking based on how an aeroplane fly.</p> <p>Problem Solving.</p> <p>Technology:-</p> <p>Video link https://youtu.be/Wkflwinu4Os</p> <p>(The story of the aeroplane)</p>	<p>of the poem.</p> <p>Music:-</p> <p>Exploring popular songs on the concept of aviation</p>	<p>ground.</p>	<p>Worksheets based on Competency based learning skills.</p> <p>Class Discussion</p> <p>Use of dictionary</p> <p>Pronunciation</p> <p>Recitation of poem</p> <p>Home assignments</p> <p>Art integrated activities</p>	<p>Suggestive Assessment :-</p> <p>Worksheets,</p> <p>Multiple choice questions.</p> <p>Suggestive resources/Activities:</p> <p>Library visit</p> <p>Reading about important inventions</p>
--	--	---	---	---	--	---	----------------	--	---

	<p>Poem- 2: Evening (Literary Device used – Imagery)</p> <p>CONCEPT: -</p> <ul style="list-style-type: none"> • Importance of prayer. • Advises the child to be friends with the night. <p>Sub-Concepts:-</p> <ul style="list-style-type: none"> • Trust in god and understanding he is the protector. • Completing a passage. 	<p>DOMAIN:</p> <p>Poetry</p> <p>Poem- 2: Evening (Literary Device used – Imagery)</p> <p>Language and Literacy development</p> <p>Socio Emotional and Ethical Development</p> <p>(Manomaya Kosha)</p> <p>Curricular Goal:-</p> <p>CG-4</p> <p>Children develop emotional intelligence, i.e., the ability to understand and manage their own emotions, and respond positively to social norms</p>	<p>Poetry</p> <p>Poem- 2: Evening (Literary Device used – Imagery)</p> <p>C10.6</p> <p>Reads short poems and begins to appreciate the poem for its choice of words and imagination.</p> <p>C4.2</p> <p>Recognises different emotions and make deliberate efforts to regulate them appropriately</p> <p>C5.1</p> <p>Demonstrates willingness and participation in age- appropriate physical work towards helping others</p> <p>Learning Outcomes:</p> <p>Basic:</p> <ul style="list-style-type: none"> • Reads short poems and narrates the literal meaning of the poem <p>Medium:</p> <ul style="list-style-type: none"> • Reads short poems and infers the imagination of the poet <p>Advance:</p> <ul style="list-style-type: none"> • Able to frame a poem on their own. 						
--	---	--	---	--	--	--	--	--	--

		<p>CG-5 Children develop a positive attitude towards productive work and service or 'Seva'</p> <p>CG-10 Children develop fluency in reciting the poem.</p>	<p>Competency</p> <p>Grammar</p> <p>Lesson 3 Countable and Uncountable Noun</p> <p>Lesson-4 Noun: Singular and Plural</p> <p>Lesson-5- Gender</p>						
	<p>Grammar:</p> <p>Lesson 3 Countable and Uncountable Noun</p> <p>Lesson-4 Noun: Singular and Plural</p> <p>Lesson-5- Gender</p> <p>CONCEPT:-</p> <ul style="list-style-type: none"> • Understanding singular and plural nouns • Understanding of genders • Understanding of countable and uncountable nouns 	<p>DOMAIN:</p> <p>Grammar</p> <p>Lesson 3 Countable and Uncountable Noun</p> <p>Lesson-4 Noun: Singular and Plural</p> <p>Lesson-5- Gender</p> <p>Language and Literacy development</p> <p>Curricular Goal:-</p> <p>CG-10 Children develop fluency in reading and writing.</p>	<p>CG-10.4 Read stories and passages with accuracy and fluency with appropriate pauses and voice modulation.</p> <p>C-10.9 Shows interest in picking up and reading a variety of children's books</p> <p>Learning Outcomes:</p> <p>Basic:</p> <ul style="list-style-type: none"> • Reads a few sentences of familiar words with accuracy <p>Medium:</p> <ul style="list-style-type: none"> • Reads short passages accurately with appropriate intonation and pauses <p>Advance:</p>						

	<p>ouns.</p> <p>Sub-Concepts:-</p> <ul style="list-style-type: none"> • Converting singular nouns to plural nouns • Identification of masculine and feminine nouns. • Synonyms • Identification of countable and uncountable nouns. 		<ul style="list-style-type: none"> • Reads short passages accurately and fluently with appropriate intonation, pauses, and voice modulation 						
			<p>CWSN Assistive Learning:-</p> <p>For Visually Impaired Students</p> <p>The story of the airplane:</p> <p>☒ The story is based on the invention of the first aircraft named glider flown as a kite.</p> <p>☒ This aircraft was invented by right brothers.</p> <p>☒ In 1900, they were successful in flying a big 50 lb glider with 17 ft wingspan. It was the first glider having a pilot.</p> <p>☒ Boats were made many aircraft like this but in 1900 three, they designed a motor and a new aircraft weighed 700 pounds and was called the flyer. It was the first successful powered flight in history.</p> <p>☒ Embossed flashcards of aircraft and airplane.</p>						
			<p>For Hearing Impaired Students</p> <ul style="list-style-type: none"> • Pictures of Wright brothers, aircraft (glider), motor aircraft (Flyer) with caption. 						

			<ul style="list-style-type: none"> Important points on chart. <p>https://youtu.be/Wkflwinu4Os</p> <p>https://youtu.be/oj1WwPl1XUw</p>						
July (22-25Days) (26-28 pds)	<p>Lit:</p> <p>Lesson-3: Save Water-Save the World (Prose- Narrative Parable)</p> <p>Skills- Listening and Speaking</p> <p>CONCEPT:-</p> <ul style="list-style-type: none"> Learning the value of water as a scarce resource on the Earth. Learning how to save water and use it wisely. Vocabulary building Homophones Synonyms <p>Sub-Concepts: -</p> <ul style="list-style-type: none"> Becoming alert to environmental needs and changes. Discuss the importance of 	<p>DOMAIN:</p> <p>Prose:</p> <p>Lesson-3: Save Water-Save the World (Prose- Narrative Parable)</p> <p>Language and Literacy development</p> <p>Socio-Emotional and Ethical Development (Manomaya Kosha)</p> <p>Curricular Goal:-</p> <p>CG4</p> <p>Children develop emotional intelligence i.e the ability to understand and manage their own emotions and respond positively towards a social norm</p>	<p>Competency</p> <p>Prose:</p> <p>Lesson-3: Save Water-Save the World (Prose- Narrative Parable)</p> <p>C 4.5</p> <p>Understands and responds positively to social norms in the classroom and school</p> <p>C 6.1</p> <p>Shows care for and joy in engaging with all life forms</p> <p>C10.4</p> <p>Reads stories and passages with accuracy and fluency with appropriate pauses and voice modulation</p> <p>Learning Outcomes:-</p> <p>Basic</p>	<p>5 C's</p> <p>Collaboration</p> <p>Creative thinking</p> <p>Global awareness</p> <p>Life skills :</p> <p>Problem Solving</p> <p>Vocabulary Enrichment</p> <p>Social Skills</p> <p>Responsibility</p> <p>Emotional Skills</p> <p>Self-awareness/Sensitivity</p>	<p>Arts:-</p> <p>Make a collage on 'Save Water'.</p> <p>Scientific temper:-</p> <p>Critical Thinking</p> <p>Problem Solving</p> <p>Use Of Internet</p> <p>Video link https://youtu.be/s1bm9mGXnBM</p> <p>(Save Water-Save the World)</p>	<p>Language:</p> <p>English:-</p> <p>Writing five adjectives on water.</p> <p>Art:-</p> <p>Make an origami paper boat.</p> <p>EVS:-</p> <p>Write 5 ways to save the water.</p>	<p>Learning Space</p> <p>Home and Classroom</p>	<p>Class assignments</p> <p>Worksheets based on Competency based learning skills.</p> <p>Think and answer</p> <p>Dictionary work</p> <p>Home assignments:</p> <p>Complete the sentences.</p>	<p>Suggestive Pedagogies</p> <p>Project -based learning (Draw and colour pictures to show any three ways in which you can save water at home/school)</p> <p>Problem solving</p> <p>Suggestive Assessment:</p> <p>-</p> <p>Worksheets,</p> <p>Multiple choice questions</p> <p>Oral quizzes</p>

	<p>water and its various uses. Its usage in homes, agriculture, industry, towns, cities and villages, and in sports.</p> <p>Poem- 3-Ferry Me Across the Water</p> <p>(Literary Device used – Rhyme)</p> <p>CONCEPT:-</p> <ul style="list-style-type: none"> Understanding Rhyming words. Modes of water transport. <p>Sub-Concepts:-</p> <ul style="list-style-type: none"> Rhyming words. 	<p>CG-6</p> <p>Children develop a positive regard for the natural environment around them</p> <p>CG10</p> <p>Children develop fluency in reading and writing in English</p> <p>DOMAIN:</p> <p>Poetry</p> <p>Ferry Me Across the Water</p> <p>(Literary Device used – Rhyme)</p> <p>Language and Literacy development</p> <p>Socio Emotional and Ethical</p>	<ul style="list-style-type: none"> Follows simple rules in school without adult reminders. Explains the impact of one's actions/ behaviour on others <p>Medium</p> <ul style="list-style-type: none"> Shows care for and joy in engaging with all life forms Explains the concept of shared natural resources <p>Advance</p> <ul style="list-style-type: none"> Explains the concept of shared natural resources. Asks 'why' and open-ended questions related to natural phenomenon and seeks answers through dialogue and/or exploration <p>Competency</p> <p>Poetry</p> <p>Ferry Me Across the Water</p> <p>(Literary Device used – Rhyme)</p> <p>C10.6</p> <p>Reads short poems and begins to appreciate the poem for its choice of words and imagination.</p> <p>C4.2</p> <p>Recognises different emotions and make deliberate efforts to regulate them appropriately</p>	<p>Values /Ethics:</p> <p>Sensitisation towards the environment</p>	<p>https://youtu.be/IR4arCleHyU</p> <p>(Ferry me across the water)</p>			<p>Write three slogans on 'Saving Water'.</p>	<p>Suggestive resources/Activities:</p> <p>Poster making on save water</p>
--	--	---	---	--	---	--	--	---	---

	<p>Grammar:</p> <p>Lesson-6 Possessive Nouns</p> <p>Lesson-7 Collective Nouns.</p> <p>Lesson 10- Adjectives</p> <p>CONCEPT:-</p> <ul style="list-style-type: none"> Vocabulary building Understanding and identification of Adjectives. Understanding of Collective Nouns. Understanding 	<p>Development (Manomaya Kosha)</p> <p>Curricular Goal:-</p> <p>CG10</p> <p>Children develop fluency in reading and writing in English</p> <p>CG-4</p> <p>Children develop emotional intelligence, i.e., the ability to understand and manage their own emotions, and respond positively to social norms</p> <p>DOMAIN:</p> <p>Grammar</p> <p>Lesson-6 Possessive Nouns</p> <p>Lesson-7 Collective Nouns.</p> <p>Lesson 10- Adjectives</p> <p>Language and Literacy</p>	<p>Learning Outcomes:-</p> <p>Basic</p> <ul style="list-style-type: none"> Mimics and reproduces syllabic sounds <p>Medium</p> <ul style="list-style-type: none"> Identifies the beginning and end syllables in words <p>Advance</p> <ul style="list-style-type: none"> Explains the concept of shared natural resources. Recognizes as sight words their names and labels of objects in their environment <p>Competency</p> <p>Grammar</p> <p>Lesson-6 Possessive Nouns</p> <p>Lesson-7 Collective Nouns.</p> <p>Lesson 10- Adjectives</p> <p>CG-10.5</p> <p>Read stories and passages with accuracy and fluency with appropriate pauses and voice modulation.</p> <p>Learning Outcomes:-</p> <p>Basic</p> <ul style="list-style-type: none"> Reads a few sentences of 						
--	--	--	--	--	--	--	--	--	--

	<p>g of Possessive Nouns.</p> <p>Sub Concepts:</p> <ul style="list-style-type: none"> ● Identification and usage of different degrees of adjectives ● Differentiation of plural nouns and possessive noun forms. ● Usage of Collective Nouns. ● Usage of Possessive Nouns 	<p>development</p> <p>Curricular Goal:-</p> <p>CG-10</p> <p>Children develop fluency in reading and writing.</p>	<p>familiar words with accuracy</p> <p>Medium</p> <ul style="list-style-type: none"> ● Writes aksharas with accuracy and forms simple words and sentences <p>Advance</p> <ul style="list-style-type: none"> ● Reads short news items, and publicity pamphlets, and explains the content 							
			<p>CWSN Assistive Learning: -</p> <p>Children with Autism (Learning Assistance)</p> <ul style="list-style-type: none"> ☑ Teach the story using flow charts with connectors. ☑ Use storyboards. ☑ Refer apps for learning. <p>Hearing Impairment students assistance:</p> <ul style="list-style-type: none"> ☑ Teach the story using visual and concrete aids (flash cards, picture cards, puppets). <p>https://youtu.be/s1bm9mGXnBM</p> <p>https://youtu.be/IR4arCleHyU</p> <p>https://youtu.be/ziiGflzT5Ss</p>							

			https://youtu.be/k_9HuL3_tTA https://youtu.be/iQTbFHOBjI4						
August (22-25Days) (26-28 pds)	Lit: Lesson-4A journey in space (Prose- Fable) Skills- Reading and writing CONCEPT: - ●Enjoying the idea of travel in space – the exciting idea of exploring the unknown. <ul style="list-style-type: none"> Learning to use one’s imagination, humour, etc. Living in harmony with the Universe. Prefixes-in,-im Sub-Concepts: - <ul style="list-style-type: none"> Listening, reading, understanding and answering questions orally and in writing. 	DOMAIN: Prose: Lesson-4A journey in space (Prose- Fable) Language and Literacy development Cognitive Development (Vijnanamaya kosha) Curricular Goal:- CG7 Children make sense of the world around through observation and logical thinking. CG10 Children develop fluency in reading and writing in English	Competency Prose: Lesson-4A journey in space (Prose- Fable) C7.2 Observes and understands cause and effect relationships in nature by forming simple hypothesis and uses observations to explain their hypothesis C10.5 Reads short stories and comprehends its meaning – by identifying characters, storyline and what the author wanted to say – on their own Learning Outcomes:- Basic <ul style="list-style-type: none"> Recognises simple emotions. Explains the impact of one’s actions/ behaviour 	5 C’s Communication Skill Creative Writing Critical Thinking Life skills Problem Solving Vocabulary Enrichment Social Skills Communication Emotional Skills Sympathy /Empathy/Sensitivity Values /Ethics :	Arts:- Draw and colour a ladybird. Scientific temper:- Exploring space and applying rational thinking. Problem Solving Use of Internet: PPT Video link https://youtu.be/IMt7GwFd0WE (Upside down)	Language: English:- Reading and comprehending a paragraph. Art:- Draw and colour a rocket and paste stars around it. EVS- Write the names of the planets of the solar system	Learning Space Classroom/ Activity Room /Home	Class assignments Worksheets based on Competency based learning skills. Class Discussion Writing Skills Home assignments Write 5 sentences on the given picture (Alien, Rocket)	Suggestive Pedagogies Project -based learning (Make a model of a solar system with the help of dough/clay, balls/newspaper etc.) Story telling Suggestive Assessment :- Dictation

	<ul style="list-style-type: none"> dictionary skills, usage, pronunciation. <p>Poem- 4-Upside Down (Literary Device used – Rhyme and Mood)</p> <p>CONCEPT:-</p> <ul style="list-style-type: none"> Evoking curiosity and humour. Crawling insects. Understanding Rhyming words. 	<p>DOMAIN:</p> <p>Poetry</p> <p>Poem- 4-Upside Down (Literary Device used – Rhyme and Mood)</p>	<p>on others</p> <p>Medium</p> <p>Answers simple questions about events and phenomenon in the physical environment with the support of the teacher and peer.</p> <p>Advance</p> <p>Asks ‘why’ and open-ended questions related to natural phenomenon and seeks answers through dialogue and/or exploration</p> <p>Competency</p> <p>Poetry</p> <p>Poem- 4-Upside Down (Literary Device used – Rhyme and Mood)</p> <p>C10.6</p> <p>Reads short poems and begins to appreciate the poem for its choice of words and imagination.</p> <p>Learning Outcomes:</p>	<p>Peace and Harmony</p>					<p>Peer Discussion</p> <p>Suggestive resources/Activities:</p> <p>Work in group of four and collect relevant pictures and information about planets and solar system.</p>
--	--	--	---	--------------------------	--	--	--	--	--

	<p>Sub-Concepts:-</p> <ul style="list-style-type: none"> Information about insects. Rhyming words. <p>Grammar:</p> <p>Lesson-9- Pronouns</p> <p>Unseen Passage Comprehension, Object Writing</p> <p>CONCEPT:-</p> <ul style="list-style-type: none"> Understanding and identification of pronouns Comprehending an unseen passage. Writing a paragraph on a given object. <p>Sub-concepts:-</p> <ul style="list-style-type: none"> Usage of 	<p>Language and Literacy development</p> <p>Curricular Goal: -</p> <p>CG10</p> <p>Children develop fluency in reading and writing in English</p> <p>DOMAIN:</p> <p>Grammar</p> <p>Lesson-9- Pronouns</p> <p>Unseen Passage Comprehension, Object Writing</p> <p>Language and Literacy development</p>	<p>Basic:</p> <p>Enjoys familiar songs and poems</p> <p>Medium:</p> <p>Identifies rhyming words from familiar poems and creates new rhyming words</p> <p>Advance:</p> <p>Extends/Creates short poems/ rhymes with the help of the teacher</p> <p>Competency</p> <p>Grammar</p> <p>Lesson-9- Pronouns</p> <p>Unseen Passage Comprehension, Object Writing</p> <p>CG-10.8</p> <p>Writes a paragraph to express their understanding and experiences.</p> <p>Learning Outcomes:-</p> <p>Basic</p> <ul style="list-style-type: none"> Writes down with accuracy 3 or 4 syllable words when dictated. <p>Medium</p> <ul style="list-style-type: none"> Writes down short sentences 						
--	---	---	---	--	--	--	--	--	--

	pronouns as a subject and object. <ul style="list-style-type: none"> • Usage of sentences in writing paragraph/Object writing. • Rhyming words 	<p>Curricular Goal: -</p> <p>CG-10</p> <p>Children develop fluency in reading and writing.</p>	when dictated Advance Writes the story inferred from a picture book						
			<p>CWSN Assistive Learning:-</p> <p>Visual Impairment students assistance:</p> <p>☑ Record the specific points of the chapter and allow the child to listen separately.</p> <p>☑ Use embossed flash cards of tree, lamp and other objects which are specific in the chapter.</p> <p>☑ Provide specific points of the chapter in Braille format.</p> <p>Hearing Impairment students assistance:</p> <p>☑ Use words flashcard for the formation of simple sentences.</p> <p>☑ Teach the Tenses using flow charts with</p>						

			connectors. https://youtu.be/IMt7GwFd0WE https://youtu.be/CYXDr_vHiik						
September (22-25Days) (12-14 pds)	<p>Lit: Lesson-5Great scientist-Isaac Newton (Prose-Biography)</p> <p>Skills-Reading and Listening</p> <p>CONCEPT:-</p> <ul style="list-style-type: none"> Learning the stories of great discoveries and inventions. Reading biographies – stories of the lives of great achievers. <p>Sub-Concepts: -</p> <ul style="list-style-type: none"> Learning to be curious and observant Listening, reading, understanding and answering the questions orally and in writing. Fact-file about the eminent scientists of India. 	<p>DOMAIN:</p> <p>Prose: Lesson-5Great scientist-Isaac Newton (Prose-Biography)</p> <p>Language and Literacy development</p> <p>Cognitive Development(Vijnanamaya kosha)</p> <hr/> <p>Curricular Goal:-</p> <p>CG7 Children make sense of the world around through observation and logical thinking</p> <p>CG10 Children develop fluency in reading and writing in English</p>	<p>Competency</p> <p>Prose: Lesson-5Great scientist-Isaac Newton (Prose-Biography)</p> <p>C7.3 Uses appropriate tools and technology in daily life situations and for learning</p> <p>C-10.7 Reads and comprehends meaning of short news items, instructions and recipes, and publicity material</p> <p>Learning Outcomes:-</p> <p>Basic Observes and forms generalizations</p> <p>Medium Answers simple questions about events and phenomenon in the physical environment with the support of the teacher and peers</p> <p>Advance</p>	<p>5 C's</p> <p>Communication Skill</p> <p>Creative Writing</p> <p>Critical Thinking</p> <p>Life skills</p> <p>Problem Solving</p> <p>Vocabulary Enrichment</p> <p>Social Skills</p> <p>Communication</p> <p>Emotional Skills</p> <p>Sympathy /Empathy/Sensitivity</p> <p>Any Values /Ethics : (Schools to fill)</p>	<p>Arts:-</p> <p>Draw and colour an apple tree.</p> <p>Scientific temper:-</p> <p>Problem Solving</p> <p>Use of Internet:</p> <p>PPT</p> <p>Video link https://youtu.be/IMt7GwFd0WE (Upside down)</p>	<p>Language:</p> <p>English</p> <p>Proper usage of tenses in writing and communication</p> <p>Name any 5 inventions and the scientist who invented it.</p> <p>Art:-</p> <p>Draw and colour a rainbow</p>	<p>Learning Space</p> <p>Home and Classroom</p>	<p>Class assignments</p> <p>Worksheets based on Competency based learning skills.</p> <p>Class Discussion</p> <p>Speaking activity based on Tenses.</p> <p>Quiz</p> <p>Home assignments</p> <p>Giving notes to study at home for discussion in class</p>	<p>Suggestive Pedagogies</p> <p>Project -based learning</p> <p>(Paste pictures of any 5 scientists and their inventions)</p> <p>Problem solving</p> <p>Role-playing</p> <p>Suggestive Assessment:</p> <p>Grammar worksheets</p> <p>Suggestive resources/Activities:</p>

	<p>Grammar</p> <p>Lesson-13 Verbs Lesson-14 Tenses</p> <p>CONCEPT:-</p> <ul style="list-style-type: none"> Understanding and Identification of verbs in a sentence. Understanding and Identification of tense in a sentence. Words – anagrams; synonyms; meanings <p>Sub-Concepts: -</p> <ul style="list-style-type: none"> Usage of ‘to be’ verbs. Concept of helping verbs and main verbs. Identification and usage of simple present tense and present continuous tense in a sentence. Synonyms 	<p>DOMAIN:</p> <p>Grammar Lesson-13 Verbs Lesson-14 Tenses</p> <p>Language and Literacy development</p> <p>CG-9</p> <p>Children develop effective communication skills for day-to- day interactions.</p>	<p>Develops a list of questions to break up a larger question related to natural phenomenon</p> <p>Competency</p> <p>Grammar Lesson-13 Verbs Lesson-14 Tenses</p> <p>C-9.7</p> <p>Knows and uses enough words to carry out day-to-day interactions effectively and can guess meaning of new words by using existing vocabulary</p> <p>Learning Outcomes:-</p> <p>Basic:</p> <ul style="list-style-type: none"> Identifies plots and characters in a story and retells it in the correct sequence using vocabulary from the story <p>Medium:</p> <ul style="list-style-type: none"> Interprets the intent of the plot and characters in a story and retells the 	Peace and Harmony					<p>Draw</p> <p>And colour or Paste pictures of any 5 scientists and their inventions</p>
--	--	--	---	-------------------	--	--	--	--	--

	<ul style="list-style-type: none"> dictionary skills, usage, pronunciation of words <p>Revision of HY</p> <p>Half Yearly Examinations</p>		<p>story in a different form</p> <p>Advance</p> <ul style="list-style-type: none"> Uses expanded vocabulary with intentional use of action words, descriptive words, tenses, etc. <p>CWSN Assistive Learning:-</p> <p>Visual Impairment students assistance:</p> <ul style="list-style-type: none"> Record the specific points of the chapter and allow the child to listen separately. Use embossed flash cards of tree, lamp and other objects which are specific in the chapter. Provide specific points of the chapter in Braille format. <p>Hearing Impairment students assistance:</p> <ul style="list-style-type: none"> Add the videos with caption and embed in your presentations to support the child to learn with the rest of the class. Make visible charts related to the 						
--	--	--	--	--	--	--	--	--	--

			topic with subtitles. Refer apps for learning. https://youtu.be/QCHXUXOibXc https://youtu.be/79K60mNmPKE https://youtu.be/AUz4m4hvhPw						
TERM-II									
October (22-25Days) (18-21 pds)	Lit: Lesson6- World Animal Day (Prose-Fable) Skills -Listening, Reading and Writing CONCEPT:- <ul style="list-style-type: none">Learning to love animals; kindness to animals; living in harmony with animals.Reading picture stories and being observant about the background, characters, etc. Sub-Concepts: - <ul style="list-style-type: none">Listening, reading, understanding and answering the questions orally	DOMAIN: Prose: Lesson6- World Animal Day (Prose-Fable) Language and Literacy development Socio- Emotional and Ethical Development (Manomaya kosha) Curricular Goal:- Lesson6 CG10 Children develop fluency in	Competency Prose: Lesson6 Lesson6- World Animal Day (Prose-Fable) C6.1 Shows care for and joy in engaging with all life forms 10.5 Reads short stories and comprehends its meaning – by identifying characters, storyline and what the author wanted to say – on their own Learning Outcomes:-	5 C's Collaboration Critical thinking Communication Life skills : Decision making Vocabulary Enrichment Social Skills Responsibility Inter personal Skill Emotional Skills	Arts:- Make an animal mask from an origami paper. Scientific temper:- Critical Thinking Inquisitiveness Use Of Internet Video link https://youtu.be/T-V5XS9F0e4 (World Animal	Language: English: Write three ways in which we can show love, care and concern for animals. Maths:- Make a pie-chart with three shades of green. EVS:- Different types of plants.	Learning Space Classroom/ herbal garden / School Kitchen Garden//Home	Class assignments Worksheets based on Competency based learning skills. Think and answer Dictionary work Home assignments: Art integrated activities and	Suggestive Pedagogies Project -based learning (Paste pictures of any 5 Presidents of India) Role Play

	<p>and in writing.</p> <ul style="list-style-type: none"> Words – meanings, dictionary skills, usage, pronunciation of words Learning to speak and converse correctly. <p>Lit:</p> <p>Lesson7- A role model- Dr. A.P.J. Abdul Kalam (Prose-Biography)</p> <p>Skills-Listening, Reading and Writing</p> <p>CONCEPT:-</p> <ul style="list-style-type: none"> Learning from the life of a great Indian – the value of biography. Overcoming poverty, failure and setbacks to achieve something 	<p>reading and writing in English</p> <p>CG6</p> <p>Children develop a positive regard for the natural environment around them</p> <p>DOMAIN:</p> <p>Prose:</p> <p>Lesson7- A role model- Dr. A.P.J. Abdul Kalam (Prose-Biography)</p> <p>Language and Literacy development</p>	<p>Basic</p> <ul style="list-style-type: none"> Does not harm plants and animals unnecessarily. Listens attentively to stories for a short period of time. <p>Medium</p> <ul style="list-style-type: none"> Shows joy in engaging with plants and animals in the local environment. <p>Advance</p> <p>Takes responsibility for tending to and caring for animals like kittens, puppies, chicken.</p> <p>Competency</p> <p>Prose:</p> <p>Lesson7-A role model- Dr. A.P.J. Abdul Kalam (Prose-Biography)</p> <p>C 9.7</p> <p>Knows and uses enough words to</p>	<p>Sensitivity</p> <p>Values /Ethics :</p> <p>Be kind to animals.</p> <p>Work hard to achieve your dreams.</p>	<p>Day)</p> <p>https://youtu.be/oplfmUaKpHQ</p> <p>(A Role Model- Dr. A.P.J. Abdul)</p> <p>https://youtu.be/vVi2wGJR058</p> <p>(How Many Greens?)</p>	<p>Music:</p> <p>Enjoying poem recitation on particular tune.</p>		worksheets.	<p>Suggestive Assessment :</p> <p>Worksheets</p> <p>Class Tests</p> <p>Dictations</p> <p>Suggestive resources/Activities:</p> <p>Book reading on Indian Presidents</p>
--	--	--	--	---	---	--	--	-------------	--

	<p>valuable to oneself and society and the country; following one's dream.</p> <p>Sub-Concepts: -</p> <ul style="list-style-type: none"> • Listening, reading, understanding and answering the questions orally and in writing. • Learning to speak and converse correctly. <p>Poem- 5-How Many Greens?</p> <p>(Literary Device used – Personification)</p> <p>CONCEPT: -</p> <ul style="list-style-type: none"> • Appreciating nature and the shades of greens. • Trees as saviour and friends. 	<p>Curricular Goal:-</p> <p>CG10 Children develop fluency in reading and writing in English</p> <p>CG9 Children develop effective communication skills for day-to-day interactions in two languages</p>	<p>carry out day-to-day interactions effectively and can guess meaning of new words by using existing vocabulary</p> <p>C-10.7 Reads and comprehends meaning of short news items, instructions and recipes, and publicity material</p> <p>Learning Outcomes:-</p> <p>Basic</p> <ul style="list-style-type: none"> • Listens attentively to stories for a short period of time. <p>Medium</p> <ul style="list-style-type: none"> • Engages in conversations based on events, stories, or their needs and asks questions. <p>Advance</p> <ul style="list-style-type: none"> • Begins “Independent Reading” of books of more textual content than visual content <p>Competency</p> <p>Poetry</p>						<p>Make a collage of different types of leaves .</p>
--	---	--	---	--	--	--	--	--	--

	<p>Sub-Concepts: -</p> <ul style="list-style-type: none"> Emphasizes everyone's ability to bring joy to the world, no matter their size. <p>Grammar:</p> <p>Lesson-14 Tenses (Continued) Past Tense, Past Continuous Tense, Future tense</p> <p>Lesson-8 Compound words.</p> <p>CONCEPT: -</p> <ul style="list-style-type: none"> Understanding of Compound words. Understanding of Contractions. Understanding and Identification 	<p>DOMAIN:</p> <p>Poetry</p> <p>Poem- 5-How Many Greens?</p> <p>Language and Literacy development</p> <p>Socio Emotional and Ethical Development</p> <p>(Manomaya Kosha)</p> <p>Curricular Goal:-</p> <p>CG10</p> <p>Children develop fluency in reading and writing in English</p>	<p>Poem- 5-How Many Greens?</p> <p>C10.6</p> <p>Reads short poems and begins to appreciate the poem for its choice of words and imagination.</p> <p>Learning Outcomes:-</p> <p>Basic</p> <ul style="list-style-type: none"> Shows curiosity in observing plants and animals <p>Medium</p> <ul style="list-style-type: none"> Shows joy in engaging with plants and animals in the local environment <p>Advance</p> <ul style="list-style-type: none"> Takes responsibility for tending and caring for saplings and plants. <p>Competency</p>						
--	---	--	--	--	--	--	--	--	--

	<p>of tense in a sentence</p> <p>Sub-Concepts: -</p> <ul style="list-style-type: none"> • Identification and usage of simple past tense, past continuous tense and future tense in a sentence. • Formation and usage of Compound words. • Usage of Contractions. 	<p>DOMAIN:</p> <p>Grammar</p> <p>Lesson-14 Tenses (Continued) Past Tense, Past Continuous Tense, Future tense</p> <p>Lesson-8 Compound words.</p> <p>Language and Literacy development</p> <p>CG-9</p> <p>Children develop effective communication skills for day-to-day interactions in two languages.</p>	<p>Grammar</p> <p>Lesson-14 Tenses (Continued) Past Tense, Past Continuous Tense, Future tense</p> <p>Lesson-8 Compound words.</p> <p>C-9.7</p> <p>Knows and uses correct language to carry out day-to-day interactions effectively and can guess meaning of new words by using existing vocabulary</p>						
			<p>Learning Outcomes:-</p> <p>Basic:</p> <ul style="list-style-type: none"> • Uses vocabulary acquired from specific themes, and topics introduced in class in their conversations <p>Medium:</p> <ul style="list-style-type: none"> • Uses expanded vocabulary with intentional use of action words, descriptive words, tenses <p>Advance</p> <ul style="list-style-type: none"> • Uses children's dictionaries to identify meanings of unknown words encountered in texts 						

			<p>CWSN Assistive Learning: -</p> <p>Children with Autism (Learning Assistance)</p> <ul style="list-style-type: none"> ☑ Use of pictures books to teach the chapter. ☑ Keep your sentences short & simple. ☑ Assign partners with whom they feel comfortable while reciting poem or reading chapter. ☑ Use storyboards. <p>Hearing Impairment students assistance:</p> <ul style="list-style-type: none"> ☑ Use visual aids. ☑ Use chapter related videos with subtitle. <p>https://youtu.be/T-V5XS9F0e4</p> <p>https://youtu.be/oplfmUaKpHQ</p> <p>https://youtu.be/fnAF80C2PDw</p>						
<p>November (22-25Days) (21-24</p>	<p>Lit: Lesson 8 Humpty Dumpty the World (Prose- Story)</p>	<p>DOMAIN: Prose: Lesson 8 Humpty Dumpty the World (Prose- Story)</p>	<p>Competency Prose: Lesson 8 Humpty Dumpty the World (Prose- Story)</p>	<p>5 C's Creative thinking Communication</p>	<p>Arts:- Draw and colour a picture of a boy under the cherry tree</p>	<p>Language: English: Story Telling Make sentences</p>	<p>Learning Space Home</p>	<p>Class assignments Discussion Worksheets based on</p>	<p>Suggestive Pedagogies Project -based learning (Make a Humpty -</p>

pds)	<p>Skills- Listening , Speaking, Reading, Writing</p> <p>CONCEPT:-</p> <ul style="list-style-type: none"> Learning about a classic story – ‘Alice in Wonderland’ and its sequel ‘Through the Looking Glass’. Learning how to enjoy the imaginative use of language and ideas. <p>Sub-Concepts: -</p> <ul style="list-style-type: none"> Importance of social behaviour. Importance of positive traits in a society. 	<p>Language and Literacy development</p> <p>Socio Emotional and Ethical Development</p> <p>(Manomaya Kosha)</p> <hr/> <p>Curricular Goal:-</p> <p>CG-4</p> <p>Children develop emotional intelligence, i.e., the ability to understand and manage their own emotions, and respond positively to social norms</p> <p>CG10</p> <p>Children develop fluency in reading and writing in English</p>	<p>C-4.2</p> <p>Recognizes different emotions and makes deliberate efforts to regulate them appropriately</p> <p>C-10.5</p> <p>Reads short stories and comprehends its meaning – by identifying characters, storyline and what the author wanted to say – on their own</p> <p>Learning Outcomes:-</p> <p>Basic</p> <ul style="list-style-type: none"> Recognizes simple emotions (fear, joy, sadness). <p>Medium</p> <ul style="list-style-type: none"> Describes their feelings and their causes <p>Advance</p> <ul style="list-style-type: none"> Consciously uses 	<p>Life skills :</p> <p>Decision making</p> <p>Problem Solving</p> <p>Social Skills</p> <p>Inter personal Skill</p> <p>Emotional Skills</p> <p>Self -awareness</p> <p>Values /Ethics :</p> <p>Be polite and respectful to others.</p>	<p>Scientific temper:-</p> <p>Inquisitiveness</p> <p>Use of Internet</p> <p>Video link</p> <p>https://youtu.be/D2aTSgFvLgc</p> <p>(Humpty Dumpty)</p> <p>https://youtu.be/N2CnnoF6mZQ</p> <p>(A Song About Myself)</p>	<p>from the given words.</p> <p>Make new words adding suffixes.</p> <p>Math:-Draw and colour three objects with oval shape.</p> <p>.</p> <p>Music:Travel Songs for children.</p> <p>Enjoying poem recitation on particular tune.</p>	Classroom	<p>Competency based learning skills.</p> <p>Think and answer</p> <p>Dictionary work</p> <p>Home assignments:</p> <p>Art integrated activities</p> <p>Book Exercises</p>	<p>Dumpty finger puppet)</p> <p>Suggestive Assessment :</p> <p>Worksheet</p> <p>Multiple Choice Questions</p> <p>Suggestive resources/Activities:</p> <p>Identifying oval shaped objects at home and school surroundings.</p>
------	--	---	---	---	--	--	-----------	--	---

	<p>Poem- 5-A Song About Myself (Literary Device used – Rhyme)</p> <p>CONCEPT:-</p> <ul style="list-style-type: none"> The relationship of the self with the nature and universe. Understanding Rhyming words. <p>Sub-Concepts:-</p> <ul style="list-style-type: none"> The identification of the self with other selves. Rhyming words. 	<p>DOMAIN: Poetry Poem- 5-A Song About Myself (Literary Device used – Rhyme)</p> <p>Language and Literacy development</p> <p>Socio Emotional and Ethical Development (Manomaya Kosha)</p> <p>Curricular Goal:- CG4 Children develop emotional intelligence i.e the ability to understand and manage their own emotions and respond positively towards a social norm</p> <p>CG-10 Children develop fluency in</p>	<p>strategies to calm themselves down</p> <p>Competency Poetry Poem- 5-A Song About Myself (Literary Device used – Rhyme)</p> <p>C10.6 Reads short poems and begins to appreciate the poem for its choice of words and imagination.</p> <p>C-4.2 Recognizes different emotions and makes deliberate efforts to regulate them appropriately</p> <p>Learning Outcomes:</p> <p>Basic:</p> <ul style="list-style-type: none"> Reads short poems and narrates the literal meaning of the poem <p>Medium:</p> <ul style="list-style-type: none"> Reads short poems and infers the imagination of the poet <p>Advance:</p>						
--	--	---	--	--	--	--	--	--	--


	<p>Grammar: Lesson-12 Articles</p> <p>CONCEPT:-</p> <ul style="list-style-type: none"> Understanding and usage of articles. <p>Sub-Concepts:-</p> <ul style="list-style-type: none"> Usage of articles (a,an,the)in a sentence. 	<p>reading and writing.</p> <p>DOMAIN: Grammar Lesson-12 Articles</p> <p>Language and Literacy development</p> <p>Curricular Goal:- CG-11 Children begin to read and write in Language2</p>	<ul style="list-style-type: none"> Able to frame a poem on their own. <p>Competency Grammar Lesson-12 Articles</p> <p>CG-11.2 Recognises most frequently occurring letters of the alphabet (forms of akshara) of the script, and uses this knowledge to read and write simple words and sentences</p> <p>Learning Outcomes:-</p> <p>Basic</p> <ul style="list-style-type: none"> Reads simple two-syllable words that are familiar and with known letters. <p>Medium</p> <ul style="list-style-type: none"> Writes down short words on dictation <p>Advance</p> <ul style="list-style-type: none"> Recognizes as sight words commonly used articles, pronouns, and connecting words 						
--	--	---	--	--	--	--	--	--	--

			<p>CWSN Assistive Learning:-</p> <p>Visual Impairment students assistance:</p> <ul style="list-style-type: none"> ☑ Specific points of the topics in audio form. ☑ Use of Bold and Large font pictures book. ☑ Use of embossed flash cards of adverbs. ☑ Words cutouts for formation of sentences. <p>Hearing Impairment students assistance:</p> <p>https://youtu.be/D2aTSgFvLgc</p> <p>https://youtu.be/N2CnnoF6mZQ</p> <p>https://youtu.be/83ujFcGrxHI</p>						
<p>December (22-25Days)</p> <p>(24-28 pds)</p>	<p>Literature:</p> <p>Lesson9- An Exciting Cricket Match (Prose- Narrative Essay)</p> <p>Skills- Listening, Speaking, Reading and writing</p> <p>CONCEPT:-</p>	<p>DOMAIN:</p> <p>Prose:</p> <p>Lesson9- An Exciting Cricket Match (Prose- Narrative Essay)</p> <p>Language and Literacy development</p> <p>Physical Development</p>	<p>Competency</p> <p>Prose:</p> <p>Lesson9- An Exciting Cricket Match (Prose- Narrative Essay)</p> <p>C-3.2</p> <p>Shows balance, coordination, and flexibility in various physical activities</p>	<p>5 C's</p> <p>Collaboration</p> <p>Communication</p> <p>Critical Thinking</p> <p>Life skills :</p> <p>Decision making</p>	<p>Arts:-</p> <p>Role Play and Drama</p> <p>Draw and colour three items of a cricket kit.</p> <p>Scientific temper:-</p>	<p>Language:</p> <p>English:</p> <p>Story telling</p> <p>Fill in the blanks using appropriate preposition and conjunction.</p>	<p>Learning Space</p> <p>Home</p> <p>Classroom</p> <p>Playground</p>	<p>Class assignments</p> <p>Worksheets based on conjunctions and prepositions</p> <p>Value based questions.</p>	<p>Suggestive Pedagogies</p> <p>(Cut a few pictures related to a cricket match from a newspaper and paste it in your notebook)</p>

<p>● Learning about the spirit of sportsmanship – winning and losing and how to take both with dignity</p> <ul style="list-style-type: none"> Learning about the spirit of sportsmanship and how to take success and failure gracefully. <p>Sub-Concepts: -</p> <ul style="list-style-type: none"> Listening, reading, understanding and answering questions orally and in writing. Importance of dedication and teamwork. Cooperation and teamwork bring its positive reward. <p>Grammar:</p>	<p>Socio-Emotional and Ethical Development (Manomaya kosha)</p> <p>Curricular Goal:-</p> <p>CG-3 Children develop a fit and flexible body</p> <p>CG-4 Children develop emotional intelligence, i.e., the ability to understand and manage their own emotions, and respond positively to social norms</p> <p>CG-10 Children develop fluency in reading and writing.</p>	<p>C-4.2 Recognizes different emotions and makes deliberate efforts to regulate them appropriately</p> <p>CG-10.4 Read stories and passages with accuracy and fluency with appropriate pauses and voice modulation.</p> <p>Learning Outcomes:-</p> <p>Basic</p> <ul style="list-style-type: none"> Carries simple weights and moves with them Recognizes simple emotions (fear, joy, sadness). <p>Medium</p> <ul style="list-style-type: none"> Shows willingness to exert their strength for tasks that require use of the large muscle groups Describes their feelings and their causes 	<p>Social Skills</p> <p>Commitment Cooperation</p> <p>Compassion</p> <p>Emotional Skills</p> <p>Self-discipline</p> <p>Values /Ethics :</p> <p>Sportsman Spirit Appreciation</p>	<p>Critical Thinking Observational Skill</p> <p>Use of Internet</p> <p>Video link https://youtu.be/2J72hm67qig</p> <p>(An Exciting Cricket Match)</p>	<p>Complete the word puzzle.</p> <p>Sports-Cricket match</p>		<p>Home assignments:</p> <p>Write names of the current members of the Indian cricket team.</p> <p>Book Exercises</p>	<p>Dictation Class Tests.</p> <p>Suggestive Assessment :</p> <p>Dictation Reading Assessment</p> <p>Suggestive</p>
--	--	--	--	--	--	--	---	--

	<p>Lesson-16 Preposition Lesson-18 Conjunction</p> <p>CONCEPT:-</p> <ul style="list-style-type: none"> • Prepositions [position words] and conjunctions [joining words] Understanding and their usage <p>Sub-Concepts:-</p> <ul style="list-style-type: none"> • Identification and usage of conjunctions to join a sentence. • Identification and usage of preposition in a sentence. 	<p>DOMAIN: Grammar Lesson-16 Preposition Lesson-18 Conjunction</p> <p>Language and Literacy development</p> <p>Curricular Goal:- CG-11 Children begin to read and write in Language 2</p>	<p>Advance</p> <ul style="list-style-type: none"> • Shows strength and endurance in work and play situations • Consciously uses strategies to calm themselves down. <p>Competency Grammar Lesson-16 Preposition Lesson-18 Conjunction</p> <p>CG-11.2 Recognises most frequently occurring letters of the alphabet (forms of akshara) of the script, and uses this knowledge to read and write simple words and sentences.</p> <p>Learning Outcomes:-</p> <p>Basic</p> <ul style="list-style-type: none"> • Begins to visually recognize and connect letters to corresponding sounds <p>Medium</p> <ul style="list-style-type: none"> • Recognizes as sight words their names and labels of objects in their environment 						<p>resources/Activities:</p> <p>Discussion about Cricket.</p>
--	---	--	--	--	--	--	--	--	--

			<p>Advance</p> <ul style="list-style-type: none">Recognizes as sight words commonly used articles, pronouns, and connecting words <p>CWSN Assistive Learning:-</p> <p>December</p> <p>Visual Impairment students assistance:</p> <p>☑ Record the specific points of the chapter and allow the child to listen separately.</p> <p>☑ Use embossed flash cards of tree, lamp and other objects which are specific in the chapter.</p> <p>☑ Provide specific points of the chapter in Braille format.</p> <p>Children with Autism (Learning Assistance)</p> <p>☑ Teach the story and grammar using visual and concrete aids (flash cards, picture cards,</p>						
--	--	--	---	--	--	--	--	--	--



			puppets). ☑ Use storyboards. ☑ Refer apps for learning. https://youtu.be/2j72hm67qig https://youtu.be/qVo6N4vMPfl https://youtu.be/nNGiDfCX7Pl						
January (22-25Days) (18-21 pds)	Literature: Lesson10-Birbal wins Again (Prose- folk tales) Skills- Listening, Speaking, Reading and writing CONCEPT: - <ul style="list-style-type: none"> Learning about the stage and enactment of plays. Learning how to use one's wit wisely. Sub-Concepts: - <ul style="list-style-type: none"> Importance of wisdom and problem-solving techniques Applying presence of mind, and intelligence in 	DOMAIN: Prose: Lesson10-Birbal wins Again (Prose- folk tales) Language and Literacy development Cognitive Development (Vijnanamaya kosha) Curricular Goal:- CG-7 Children make sense of world around through observation and logical thinking CG-9 Children develop effective	Competency Prose: Lesson10-Birbal wins Again (Prose- folk tales) C-7.2 Observes and understands cause and effect relationships in nature by forming simple hypothesis and uses observations to explain their hypothesis CG-9.5 Comprehends narrated/read-out stories and identifies characters, storyline and what the author wants to say Learning Outcomes:-	5 C's Critical thinking Communication Life skills : Analysis Problem Solving Social Skills Decision making Emotional Skills Expression of emotions	Arts:- Draw pictures according to the given preposition. Scientific temper:- Inquisitiveness Critical Thinking: understanding to do and say right things at right time. Use Of Internet Video link https://youtu.be	Language: English: Write five sentences about Birbal. Write a leave application to your Principal/Coordinator.	Learning Space Home Classroom	Class assignments Worksheets based on Competency based learning skills. Think and answer Narrate any story related to Akbar-Birbal. Home assignments: Worksheet based on adverbs.	Suggestive Pedagogies Story –telling Role play Suggestive Assessment : Dictation

	<p>coping with everyday situations.</p> <ul style="list-style-type: none"> Listening, reading, understanding and answering questions orally and in writing. <p>Grammar: Lesson-15 Adverbs Formal Letter Writing</p> <p>CONCEPT:-</p> <ul style="list-style-type: none"> Adverbs [they add something to the verbs] and their usage. Format of 	<p>communication skills for day-to-day interactions in two languages</p> <p>DOMAIN: Grammar Lesson-15 Adverbs Formal Letter Writing</p>	<p>Basic</p> <ul style="list-style-type: none"> Listens to “Read Aloud” and responds to questions posed by the Teacher <p>Medium</p> <ul style="list-style-type: none"> Participates in “Guided Reading” along with the Teacher and in discussions about the reading. <p>Advance</p> <ul style="list-style-type: none"> Applies their understanding to solve simple problems. Reads and identifies characters, plots, sequences, and point of view of the author <p>Competency Grammar Lesson-15 Adverbs Formal Letter Writing</p>	<p>Values /Ethics :</p> <p>Importance of wit, wisdom and presence of mind.</p> <p>To make good decisions</p>	<p>/9QMljZFA6VU</p> <p>(Birbal wins Again)</p>			<p>Book Exercises</p> <p>Leave application</p>	<p>Class Tests.</p> <p>Reading and Writing Assessment.</p> <p>Suggestive resources/Activities:</p> <p>Role Play</p>
--	---	--	--	---	---	--	--	--	--

	<p>formal letter.</p> <p>Sub-Concepts:-</p> <ul style="list-style-type: none"> • Identification and usage of adverbs in a sentence.. • Writing a leave application. 	<p>Language and Literacy development</p> <p>Curricular Goal:-</p> <p>CG-10</p> <p>Children develop fluency in reading and writing.</p>	<p>C-10.3</p> <p>Recognises all the letters of the alphabet (forms of akshara) of the script and uses this knowledge to read and write words</p> <p>Learning Outcomes:-</p> <p>Basic</p> <p>Follows words from left to right and from top to bottom on a printed page</p> <p>Medium</p> <p>Recognizes simple punctuation marks (full stop, question mark)</p> <p>Advance</p> <p>Uses simple punctuation marks (full stop, question mark) appropriately</p> <p>CWSN Assistive Learning:-</p> <p>Visual Impairment students assistance:</p> <p>☑ Please record the lesson in your voice specifying the main points in the chapter and allow the child to listen separately also. Please send this as a learning</p>						
--	--	--	--	--	--	--	--	--	--

			<p>support material home.</p> <ul style="list-style-type: none"> ☑ Use Flash cards having larger fonts to help the child read the words. ☑ Use felt/flannel / alphabet cut outs to help form the words. <p>Hearing Impairment students assistance:</p> <ul style="list-style-type: none"> ☑ Take some videos of sign language expert, videos with captions which are related to the chapter. ☑ Use Visual aids like flash cards of different games, siblings with captions . ☑ Refer apps for learning. <p>https://youtu.be/9QMljZFA6VU</p>						
February y (20-25Days)	<p>Grammar:</p> <p>Object Writing Unseen Passage Comprehension</p> <p>CONCEPT:-</p> <p>Reading with comprehension</p>	<p>DOMAIN:</p> <p>Object Writing Unseen Passage Comprehension</p> <p>Language and Literacy Development</p>	<p>Competency</p> <p>Object Writing Unseen Passage Comprehension</p> <p>C-9.7</p> <p>Knows and uses enough words to carry out day-to-day interactions effectively and can guess meaning of new words by using existing</p>	<p>5 C's</p> <p>Communication</p> <p>Life skills</p> <p>Social Skills</p>	<p>Arts:-</p> <p>Technology:-</p> <p>Online Communication s.</p>	<p>Language:</p> <p>English:</p> <p>To be able to answer the questions from the given passage</p>	<p>Learning Space</p> <p>Home Classroom</p>	<p>Class assignments</p> <p>Competency based worksheets</p> <p>Home assignments</p> <p>Book</p>	<p>Suggestive Pedagogies</p> <p>Critical Thinking</p>

	<p>Sub Concepts:</p> <p>Learning to communicate through letters.</p> <p>Revision of Annual Examinations</p> <p>Annual Examinations</p>	<p>Curricular Goal:-</p> <p>CG-9</p> <p>Children develop effective communication skills for day-to-day interactions in two languages</p> <p>CG-11</p> <p>Children begin to read and write in Language2</p>	<p>vocabulary</p> <p>C-11.2</p> <p>Recognises most frequently occurring letters of the alphabet of the script and uses this knowledge to read and write simple words and sentences</p> <p>Learning Outcomes:-</p> <p>Basic:</p> <ul style="list-style-type: none"> • Uses vocabulary acquired from specific themes, and topics introduced in class in their conversations • Recognizes as sight words their names and labels of objects in their environment <p>Medium:</p> <ul style="list-style-type: none"> • Predicts meaning of unknown words in texts using picture and context cues <p>Advance</p> <ul style="list-style-type: none"> • Uses children's 	<p>Effective communication skills</p>				<p>Exercises</p>	<p>Suggestive Assessment :</p> <p>Class Test</p> <p>Oral Quizzes</p> <p>Suggestive resources/Activities:</p> <p>Practice of Letter Writing</p> <p>Unseen Passage Comprehension</p>
--	---	---	---	---------------------------------------	--	--	--	------------------	--

			<p>dictionaries to identify meanings of unknown words encountered in texts</p> <p>CWSN</p> <p>Visual Impairment students assistance:</p> <p>Specific points of the topics in audio form.</p> <p>Use of Bold and Large font pictures book.</p> <p>Use of embossed flash cards of adverbs.</p> <p>Words cutouts for formation of sentences</p> <p>Hearing Impairment students assistance:</p> <p>https://youtu.be/8H14f0g4sfE</p> <p>https://youtu.be/ePxNKUKWNDM</p>						
--	--	--	--	--	--	--	--	--	--

आर्मी पब्लिक स्कूल धौला कुआँ का केंद्रीकृत पाठ्यक्रम विभाजन (कक्षा-तीन)

पाठ्य पुस्तक : गुंजन/व्याकरण वाटिका

प्रकाशक : मधुबन

Term I Report Card will consist of 100 marks				Term II Report Card will consist of 100 marks			
Periodic Test I- July (30% syllabus- MM 40) (Weightage in Report Card- 10 marks)		Half- Yearly Exam- September (50% syllabus- MM 80) (Weightage in Report Card- 80 marks)		Periodic Test II- December (30% syllabus- MM 40) (Weightage in Report Card- 10 marks)		Annual Exam- March (Syllabus will have 10% of Term I and entire syllabus of Term II) (Weightage in Report Card- 80 marks)	
अप्रैल- गुंजन:पाठ१-उपवनकेफूल व्याकरण:हमारीभाषा,वर्णऔरशब्द		अगस्त- गुंजन:पाठ६-दूधकारंगव्याकरण: संज्ञा,सर्वनाम		अक्टूबर- गुंजन:पाठ८-आनंदहीआनंद व्याकरण:रचनात्मकलेखन,कवितालेखन		दिसंबर- गुंजन:पाठ 11 पिकनिकपाठ 12 दीपसेदीपजलाओ (कविता) व्याकरण:मुहावरे,कवितालेखन	
मई- गुंजन:पाठ२-रूपाडरीनहीं पाठ३-तीनगुड़िया (गैरविस्तृत) व्याकरण-विलोमशब्द, अनेकआर्थकशब्द,शब्दरचना		सितंबर- गुंजन:पाठ७-डामनऔरपिथियस व्याकरण:विरामचिन्ह,चित्रवर्णन		नवंबर- गुंजन:पाठ८- शून्य पाठ१०- अनोखीचिड़ियाव्याकरण:विशेषण,क्रिया,पर्यायवाची		जनवरी- गुंजन:पाठ 13 -पौधोंकाजीवन पाठ 14 -विश्वपुस्तकमेला व्याकरण:वाक्य,पत्रलेखन	
जुलाई- गुंजन:पाठ४-समयकामोल (कविता) पाठ५-राजेंद्रबाबू		1. Note Book Submission MM 25 (Weightage 5 Marks) 2. Subject Enrichment Activity MM 25 (Weightage 5 Marks)				फरवरी- गुंजन:पाठ१५-सबसेबढ़करहम(कविता) पाठ१६- माइकलफैराडेव्याकरण,योजकशब्द,अशुद्धिशोधन,कहानीलेखन 1. Note Book Submission MM 25 (Weightage 5 Marks) 2. Subject Enrichment Activity MM 25 (Weightage 5 Marks)	
REPORT CARD WILL CONSIST OF 100 MARKS				REPORT CARD WILL CONSIST OF 100 MARKS			
Evaluation	% syllabus	Maximum marks	Weightage	Evaluation	% syllabus	Maximum marks	Weightage

Periodic Test I- July	30%	40 marks	10 marks	Periodic Test II- December	30%	40 marks	10 marks
Note Book Submission	---	25 marks	5 marks	Note Book Submission	---	25 marks	5 marks
Subject Enrichment Activity	----	25 marks	5 marks	Subject Enrichment Activity	----	25 marks	5 marks
Half Yearly - September	50%	80 marks	80 marks	Annual Exam - March	10% syllabus of Term I and entire syllabus of Term II	80 marks	80 marks

मासिक पाठ्यक्रम	इकाई /पाठ कालांश की संख्या	ज्ञान क्षेत्र और पाठ्यक्रम लक्ष्य (आधारभूत मानचित्रण)(CG 5,CG6,CG7,CG9)	योग्यता /अधिगम परिणाम	21 वी सदी के कौशल	एकीकृतAWESपहल	अंतः विषय एकीकरण	अधिगम स्थल	प्रदत्त कार्य	अध्यापन शास्त्र (संकेतात्मक)
	अवधि १ गुंजन पाठ 1,2,4,5 व्याकरण -हमारी भाषा वर्ण और शब्द विलोम शब्द ,अनेक आर्थक शब्द, शब्द रचना		अवधि २ गुंजन पाठ 6, 7 ,8 व्याकरण -संज्ञा ,सर्वनाम ,विराम चिन्ह चित्र वर्णन, कविता लेखन		अवधि ३ गुंजन पाठ 9 ,10 ,11, 12 व्याकरण -विशेषण ,क्रिया ,पर्यायवाची	अवधि ४ गुंजन पाठ 13, 14, 15, 16 व्याकरण -वाक्यांश के लिए एक शब्द, मुहावरे, वाक्य, पत्र -लेखन ,योजक शब्द ,अशुद्धि शोधन ,कहानी लेखन			
अप्रैल (21 दिन)	कालांशोंकीसंख्या२ पाठसंख्या -१ पाठकानाम -उपवन के फूल अवधारणा:-फूलों का महत्व	भाषा और साक्षरता विकास CG-10. Children develop fluency in reading and writing in language CG-9.1Listens to and appreciates simple songs,	सुनी हुई रचनाओं कहानी कविता अधिक उपयुक्त उतार-चढ़ाव गति प्रवाह सहित पुट के साथ सुनाते है। अधिगम परिणाम मूल रूप : छात्र फूलों के विभिन्न रंगों, खुशबू व आकार के बारे में जान सकेंगे। मध्यम:	जीवन कौशल समस्या को सुलझाना जीवन में आने वाली अनेक मुसीबतों का सामना हँसकर करना।	कला:- कागज के फूलों की क्यारी। खेल:- वैज्ञानिक स्वभाव:- विभिन्न प्रकार के फूलों, वनस्पतियों के बारे में जानकारी। प्रौद्योगिकीतकनीकीयूट्यूब लिंक	अंग्रेजी भाषा:- फूलों की उपयोगिता का गद्यांश। गणित:- कलाकागज के फूलों की क्यारी। संगीत:- सुर और लय के साथ गायन। https://youtu.be/	बगीचा (एकलव्य पार्क) विद्यालय प्रांगण	कक्षा कार्य: कक्षा को चार समूहों में बाँटकर प्रत्येक समूह को एक- एक पद्यांश याद करने का कार्य। गृह कार्य :- तुकबंदी वाले शब्द।	परियोजना आधारित ज्ञान:- समस्या हल सांकेतिक मूल्यांकन • कार्यपत्रक • मूल्यपरक प्रश्न • वर्ण बदलकर शब्द बनाना

<p>उपअवधारणाएँ</p> <p>परोपकार संयम धैर्य</p> <p>व्याकरण</p> <p>हमारीभाषा, वर्णऔर शब्द</p> <p>अवधारणा – भाषा के अनेक रूपों से परिचय</p> <p>वर्णमाला का ज्ञान</p> <p>उपअवधारणा</p> <p>भाषा के रूप लिखित, मौखिक और सांकेतिक</p> <p>स्वर तथा व्यंजन का ज्ञान</p>	<p>rhymes and poems.</p> <p>कोश: प्राणमय</p> <p>CG-10. Children develop fluency in reading and writing in language</p> <p>भाषा और साक्षरता विकास</p> <p>CG-7 Children make sense of the world around through observation and logical thinking.</p> <p>CG-9.5: Comprehends narrated/read out stories and identifies characters, storyline and what the author wants to say.</p> <p>कोश: अन्नमय</p>	<p>फूलों की उपयोगिता के बारे में आधारभूत जानकारी प्राप्त कर सकेंगे।</p> <p>उन्नत:</p> <p>छात्र एक जैसी आवाज वाले शब्दों अथवा तक वाले शब्दों के बारे में जान सकेंगे सुनी हुई रचनाओं की विषय- वस्तु घटनाओं, पात्रों, शीर्षक के बारे में बातचीत करते हैं, प्रश्न पूछते हैं, अपनी प्रतिक्रिया राय बताते हैं/ अपने तरीके से (कहानी) आदि भाषा में व्यक्त करते हैं।</p> <p>सीखने का परिणाम मूल रूप-</p> <p>छात्रों का व्याकरण के नियमों से परिचय होना छात्र सांस्कृतिक लिखित व मौखिक भाषा के स्वरूप को पहचान पाएंगे। छात्र नाम वाले शब्दों को जान पाएंगे।</p> <p>माध्यमिक</p> <p>अक्षरों का ज्ञान होना। स्वर तथा व्यंजन से परिचय होना।</p> <p>उच्चतर</p> <p>देश के विभिन्न राज्यों में बोले जाने वाली भाषाओं का ज्ञान छात्रों को होगा अक्षरों का शुद्ध उच्चारण करना सीख पाएंगे</p>			<p>का प्रयोग</p> <p>https://youtu.be/J5tdskfjyQ</p>	<p>Rn0dKVWhDE</p>		<p>कक्षा कार्य:</p>
--	---	---	--	--	---	-----------------------------------	--	----------------------------

Commented [PG1]:

<p>मई (15 दिन)</p>	<p>पाठसंख्या - २</p> <p>कालांशोकीसंख्या- ४</p> <p>पाठकानाम - रूपा डरी नहीं</p> <p>अवधारणा:- बहादुरी व निडरता</p> <p>उपअवधारणाएँ अन्याय का विरोध जीवन शैली धैर्य सूझ- बूझ सहायताकरना</p> <p>व्याकरण : विलोम शब्द अनेकार्थक शब्द शब्द-रचना</p> <p>अवधारणा विलोम शब्द को विपरीतार्थक शब्द भी कहते हैं।</p> <p>उपअवधारणाएँ कुछ विलोम शब्द निषेध वाची उपसर्ग लगाकर भी बनाये जाते हैं।</p> <p>भाषाओं में ऐसे शब्द भी मिलते हैं जो अलग -अलग संदर्भों में भिन्न -भिन्न अर्थ देते हैं,ऐसे शब्द अनेकार्थी शब्द कहे जाते हैं।</p>	<p>ज्ञान क्षेत्र :</p> <p>CG - 10: Children develop fluency in reading and writing.</p> <p>पाठ्यक्रम लक्ष्य- C-9.1 Listens to and appreciates songs, rhymes and songs.</p> <p>C-10.6 Read short poem and begins to appreciate the poem for its choice of words and imagination.</p> <p>C-10.8 Writes a paragraph to express their outstanding and experiences</p> <p>कोश: विज्ञानमय</p>	<p>अधिगम परिणाम</p> <p>मूल रूप : छात्र उपहार एवं पुरस्कार में अंतर समझ सकेंगे।</p> <p>मध्यम : छात्र पुरस्कार का महत्व जान सकेंगे।</p> <p>विकसित: (क) देश में दिए जाने वाले राष्ट्रीय पुरस्कारों की जानकारी प्राप्त कर सकेंगे। (ख) हर मुसीबत या मुश्किल के समय में साहस हिम्मत एवं निडरता से उसका सामना करना।</p> <p>सीखने का परिणाम मूल रूप- छात्रों का व्याकरण के नियमों से परिचय होना छात्र सांस्कृतिक लिखित व मौखिक भाषा के स्वरूप को पहचान पाएंगे। छात्र नाम वाले शब्दों को जान पाएंगे।</p> <p>माध्यमिक अक्षरों का ज्ञान होना। स्वर तथा व्यंजन से परिचय होना।</p> <p>उच्चतर</p>	<p>समस्या को सुलझाना जीवन में आने वाली अनेक मुसीबतों का सामना हँसकर</p> <p>सतत विकास, गुणवत्तापूर्ण</p>	<p>कला:- 26 जनवरी की परेडकेचित्रों का एक एलबम बनाना।</p> <p>खेल: चोर-सिपाही का खेल खेलना।</p> <p>वैज्ञानिक स्वभाव:- खोज करना और खेल खेलना जो परिवार एक साथ खेलते हैं।</p> <p>तकनीकी प्रौद्योगिकी :- https://youtu.be/liM9VWZtK0Y</p>	<p>अंग्रेजी भाषा:- लड़का -लड़की में भेद को समाप्त करने की पहल, तात्कालिक भाषण प्रतियोगिता।</p> <p>गणित:-</p> <p>कला:- बहादुरी पुरस्कारों का एलबम बनाना।</p> <p>संगीत:- https://youtu.be/Gv7jSiE4DNE</p>	<p>रोल प्ले के लिए गतिविधि कक्ष।</p> <p>विद्यालय प्रांगण</p>	<p>(क) पाठ का पठन-पाठन (ख) कठिन शब्द रेखांकित करना। (ग) पीछे का अभ्यास (घ) प्रश्न/उत्तर (ङ) वाक्य बनाओ</p> <p>गृह कार्य :- (क) शब्दार्थ लिखिए। (ख) प्रश्न/उत्तर याद करें।</p> <p>कक्षा कार्य:- अध्यापिका द्वारा कविता</p>	<p>परियोजना आधारित ज्ञान:- समस्या हल</p> <p>संकेतात्मक मूल्यांकन:-</p> <ul style="list-style-type: none"> कार्यपत्रक मूल्यांश परक प्रश्न वर्ण-विच्छेद
<p>जुलाई (२३)</p>		<p>ज्ञान क्षेत्र :</p> <p>CG-5 Children</p>							

<p>दिन)</p> <p>अगस्त(२० दिन)</p>	<p>पाठसंख्या – ३ पाठकानाम - तीन गुड़ियाँ (गैर विस्तृत)</p> <p>पाठसंख्या – ४ कालांशोंकीसंख्या ३</p> <p>पाठकानाम - समय का मोल</p> <p>अवधारणा:- समयकामहत्व उपअवधारणाएँ : हरछोटीचीजकामहत्व</p> <p>पाठसंख्या – ५ कालांशोंकीसंख्या ४ पाठकानाम –</p>	<p>develop a positive attitude towards the productive work and service 'seva'.</p> <p>पाठ्यक्रम लक्ष्य- C-5.1 : Demonstrates willingness and participation in age appropriate physical work towards helping others</p> <p>कोषा: आनंदमय</p> <p>ज्ञान क्षेत्र :</p> <p>CG -9 : Children develop effective communication skills for day to day interactions in two languages</p>	<p>अधिगम परिणाम</p> <p>मूल रूप :समय के मूल्य को समझना ।</p> <p>मध्यम :एकता, प्रकृति प्रेम और समय के मूल्य जैसे गुणों को अपनाना ।</p> <p>विकसित: छोटी-छोटी वस्तुओं का मूल्य समझना। विशेष आवश्यकता वाले बच्चे सहायक शिक्षण</p> <p>दृष्टिबाधित छात्रों की सहायता: कृपया अध्याय के मुख्य बिंदुओं को निर्दिष्ट करते हुए पाठ को अपनी आवाज में रिकॉर्ड करें और बच्चे को अलग से भी सुनने दें। कृपया इसे सीखने में सहायक सामग्री के रूप में घर पर भेजें।शब्दों को पढ़ने में बच्चे की मदद करने के लिए बड़े फॉन्ट वाले फ्लैश कार्ड का इस्तेमाल करें।</p> <p>श्रवण बाधित छात्रों की सहायता: सांकेतिक भाषा विशेषज्ञों के कुछ वीडियो लें और बच्चे को बाकी कक्षा के साथ सीखने में सहायता करने के लिए अपनी प्रस्तुतियों में एम्बेड करें। विजुअल एड्स का प्रयोग करें।</p>	<p>शिक्षा</p> <p>सामाजिक एवं जीवन कौशल</p>	<p>कला:- गते का प्रयोग करके घड़ी बनाना खेल:- दिनचर्या का चार्ट बनाकर मित्रों के समय के साथ तुलना। वैज्ञानिक स्वभाव:- दिल्ली और जयपुर में जंतर-मंतर दर्शनीय स्थल है। यहाँ सूर्य की रोशनीके आधार पर समय की जानकारी दी जाएगी। तकनीकी प्रौद्योगिकी :- https://youtu.be/7ZeVdzqe</p>	<p>अंग्रेजी भाषा:- समय की कीमत का गदयांश गणित:- कला:-गते का प्रयोग करके घड़ी बनाना संगीत:- https://youtu.be/xJBek5XCeXw</p>	<p>बगीचा, विद्यालय प्रांगण</p> <p>ए.वी. कक्ष- कक्षा</p>	<p>का सस्वर वाचन।</p> <p>गृह कार्य :- तुकबंदी वाले शब्द।</p> <p>कक्षा कार्य:- (क) पाठ का पठन- पाठन (ख) कठिन शब्दरेखांकित करना।</p>	<p>परियोजना आधारित ज्ञान:- समस्या हल</p> <p>संकेतात्मक मूल्यांकन:-</p> <ul style="list-style-type: none"> कार्यपत्रक मूल्यपरक प्रश्न <p>परियोजना आधारित</p>
----------------------------------	---	---	--	--	---	--	---	--	---

<p>अगस्त(२ ० दिन)</p>	<p>राजेंद्रबाबू अवधारणा:-</p> <ul style="list-style-type: none"> बड़प्पन की भावना <p>उप अवधारणा</p> <ul style="list-style-type: none"> सादगीपूर्ण जीवन सामाजिक समानता <p>अवधि २ गुंजन पाठ 6, 7, 8</p> <p>व्याकरण -संज्ञा, सर्वनाम, विराम चिन्ह चित्र वर्णन, कविता लेखन</p>	<p>CG-1: Children develop habits that keep them healthy and safe.</p> <p>पाठ्यक्रम लक्ष्य-</p> <p>C-9.5 :Comprehends narrated/read out stories and identifies characters, storyline and what the author wants to say. कोषा:विज्ञानमय</p> <p>ज्ञानक्षेत्र :-Children develop emotional intelligence, i.e. the ability to understand and manage their own emotions and</p>	<p>Socio emotional and ethical development</p> <p>अधिगम परिणाम</p> <p>मूल रूप : महानविभूतियों के विषय में जानना।</p> <p>मध्यम : सामाजिक समानता का महत्व समझना।</p> <p>विकसित: सादगी के साथ जीवन-यापन करना।</p> <p>विशेष आवश्यकता वाले बच्चे सहायक शिक्षण</p> <p>दृष्टिबाधित छात्रों की सहायता: कृपया अध्याय के मुख्य बिंदुओं को निर्दिष्ट करते हुए पाठ को अपनी आवाज में रिकॉर्ड करें और बच्चे को अलग से भी सुनने दें। कृपया इसे सीखने में सहायक सामग्री के रूप में घर पर भेजें। शब्दों को पढ़ने में बच्चे की मदद करने के लिए बड़े फॉन्ट वाले प्लैश कार्ड का इस्तेमाल करें।</p> <p>श्रवण बाधित छात्रों की सहायता: सांकेतिक भाषा विशेषज्ञों के कुछ वीडियो लें और बच्चे को बाकी कक्षा के साथ सीखने में सहायता करने के लिए अपनी प्रस्तुतियों में एम्बेड करें। विजुअल एड्स का प्रयोग करें।</p>		<p>कला:-</p> <p>भारत के किन्हीं पांच राष्ट्रपतियों के चित्र चिपकाइए।</p> <p>खेल:-</p> <p>वैज्ञानिक स्वभाव:- भारत रत्नों की जानकारी</p> <p>https://youtu.be/77jwBBPNMAA</p> <p>तकनीकी प्रौद्योगिकी :- गूगल, टेलीविजन अन्य पुस्तकें।</p>	<p>अंग्रेजी भाषा:- भारत के पहले 5 राष्ट्रपतियों के नाम और उनका कार्यकाल का समय। कला:- भारत के पाँच राष्ट्रपतियों के चित्र चिपकाकर उनके नाम लिखिए। संगीत:- https://youtu.be/ZGtrHNlaCw</p>	<p>विज्ञान</p>	<p>(ग) पीछे का अभ्यास (घ) प्रश्न उत्तर (ङ) वाक्य बनाओ</p> <p>गृह कार्य :- (क) शब्दार्थ लिखिए। (ख) प्रश्न उत्तर याद करें।</p> <p>कक्षा कार्य:- (क) पाठ का पठन-पाठन</p>	<p>ज्ञान:- भारत रत्न से सम्मानित पाँच महान व्यक्तियों की जानकारी एकत्रित करें।</p> <p>समस्या हल विचारोत्तेजक मूल्यांकन:-</p> <ul style="list-style-type: none"> कार्यपत्रक मूल्यपरक प्रश्न <p>विचारोत्तेजक संसाधन:-</p>
---------------------------	---	---	--	--	---	--	----------------	---	---

<p>सितंबर (२३दिन)</p>	<p>पाठसंख्या –६ कालांशोंकीसंख्या५ पाठकानाम - दूध का रंगअवधारणा:- छात्र दूध का महत्व समझेंगे।उपअवधारणाएँ :-स्वस्थ जीवन शैली।</p> <p>व्याकरण: पाठ-३ नाम शब्द-संज्ञा</p> <p>पाठ -४ नाम की जगह-सर्वनाम</p> <p>अवधारणा – भाषा के अनेक रूपों से परिचय</p> <p>उपअवधारणा</p> <p>संज्ञा के प्रकार: व्यक्तिवाचक संज्ञा जातिवाचक संज्ञा</p> <p>भाववाचक संज्ञा</p> <p>पाठसंख्या --७ कालांशोंकीसंख्या५ पाठकानाम - डामन और पिथियस</p> <p>अवधारणा:-</p> <ul style="list-style-type: none"> • मित्रता • बलिदान • <p>उपअवधारणाएँ :</p> <ul style="list-style-type: none"> • घर-परिवार से प्रेम 	<p>responds positive to social norms</p> <p>पाठ्यक्रम लक्ष्य:</p> <p>C-4.5 Understands responds positively to social norms in the classroom and school.</p> <p>C4.2 Understands and responds positively to different thoughts preferences and emotional needs of other children.</p> <p>कोषा: आनंदमय</p> <p>ज्ञानक्षेत्र :-भाषा और साहित्य का विकास</p> <p>पाठ्यक्रम लक्ष्य:-</p> <p>CG-5 Children develop a positive attitude towards productive work and service or 'seva'</p> <p>CG-5.1 Demonstrates willingness and participation in age appropriate physical work</p>	<p>अधिगम परिणाम</p> <p>मूल रूप :दूध पीने के महत्व को समझना।</p> <p>मध्यम :वैज्ञानिक दृष्टिकोण का विकास।</p> <p>विकसित: विवेकशीलतास्वस्थ जीवन शैली को अपनाना।</p> <p>विकसित: छोटी-छोटी वस्तुओं का मूल्य समझना।</p> <p>विशेष आवश्यकता वाले बच्चे सहायक शिक्षण</p> <p>दृष्टिबाधित छात्रों की सहायता: कृपया अध्याय के मुख्य बिंदुओं को निर्दिष्ट करते हुए पाठ को अपनी आवाज में रिकॉर्ड करें और बच्चे को अलग से भी सुनने दें। कृपया इसे सीखने में सहायक सामग्री के रूप में घर पर भेजें।शब्दों को पढ़ने में बच्चे की मदद करने के लिए बड़े फॉन्ट वाले फ्लैश कार्ड का इस्तेमाल करें।</p> <p>श्रवण बाधित छात्रों की सहायता: सांकेतिक भाषा विशेषज्ञों के कुछ वीडियो लें और बच्चे को बाकी कक्षा के साथ सीखने में सहायता करने के लिए अपनी प्रस्तुतियों में एम्बेड करें। विजुअल एड्स का प्रयोग करें।</p> <p>सीखने का परिणाम मूल रूप-छात्रों का व्याकरण के नियमों से परिचय होना।छात्र नाम वाले शब्दों को जान पाएंगे।</p> <p>माध्यमिक</p> <p>संज्ञा की परिभाषा से परिचित होंगे। संज्ञा के भेदों की जानकारी होगी। व्यावहारिक व्याकरण का ज्ञान</p> <p>उच्चतर:-संज्ञा शब्दों का दैनिक जीवन में प्रयोग</p>	<p>शारीरिक विकास एवं जीवन कौशल वैज्ञानिक दृष्टिकोण</p> <p>सहयोगिता एवं सामाजिक कौशल का विकास</p>	<p>कला:- दूध से बनी हुई चीज़ोंके चित्र और सूची।</p> <p>खेल:-</p> <p>वैज्ञानिक स्वभाव:- दूध की पौष्टिकताकेबारेमेंजानकारी।</p> <p>तकनीकी प्रौद्योगिकी :- https://youtu.be/0UamOgZhL6A</p> <p>कला:-अपने प्रिय मित्र को एक कार्ड</p>	<p>अंग्रेजी भाषा:-</p> <p>गणित:-</p> <p>कला:-दूध से बनी हुईचीज़ों के चित्र और सूची।</p> <p>अंग्रेजी भाषा:-मित्रता निबंध</p>	<p>प्रयोगशाला ए.वी कक्ष</p> <p>ए.वी कक्ष, कक्षा</p>	<p>(ख) कठिन शब्दरेखांकित करना। (ग)पाठकेअंतमेंदियागया अभ्यास-कार्य (घ) प्रश्न/उत्तर (ङ) वाक्य बनाओ</p> <p>गृह कार्य :- (क) शब्दार्थ लिखिए। (ख) प्रश्न/उत्तर याद करें।</p> <p>कक्षाकार्य: शब्द ज्ञान,श्रुतलेख,मौखिक एवं लिखित प्रश्न उत्तर ,विराम चिन्ह गृहकार्य:- कृष्ण और सुदामा के अतिरिक्त और किस-किस की मित्रता की किस से प्रसिद्ध है</p>	<p>परियोजना आधारित ज्ञान:- विचारोत्तेजक मूल्यांकन:-</p> <ul style="list-style-type: none"> • कार्यपत्रक • मूल्यपरक प्रश्न <p>परियोजनाआधारितज्ञान :- समस्याहल</p>
---------------------------	---	--	---	--	--	---	---	---	--

<p>अक्टूबर (२२दिन)</p>	<p>• समय का पालन</p> <p>व्याकरण:- पाठ-७ विराम-चिह्न पाठ-१४ रचनात्मक लेखन (चित्र-वर्णन)</p> <p>पाठ संख्या -८ कालांश की संख्या:-५ पाठकानाम :-आनंद ही आनंद अवधारणा:- आनंद भावना उपअवधारणाएँ:- मातृ स्नेह पशु व्यवहार सहानुभूति</p>	<p>towards helping others. कोषा:-मनोमय</p> <p>ज्ञान क्षेत्र:- Aesthetic and cultural development CG9.1 Listens to and appreciates simple songs, rhymes पाठ्यक्रम लक्ष्य- CG1.2- Children develop abilities and sensibilities in visual and performing arts in meaningful and joyful ways. CG1.3 Children</p>	<p>योग्यता / अधिगमकापरिणाम CG10.6 लघु कथाएँ पढ़ना , कहानी के पात्रों की पहचान करना और लेखक स्वयं क्या कहना चाहता है, इसकी पहचान करना और इसका अर्थ समझना। अधिगमकापरिणाममूलरूप मित्रतापूर्ण व्यवहार करना। मध्यम घर-परिवार में सबसे मिलजुलकर रहना सीखेंगे।</p> <p>विकसित: समय का सदुपयोग। तरह- तरह की कहानियों रचनाओं की भाषा की बारीकियों (जैसे शब्दों की पुनरावृत्ति संज्ञा, सर्वनाम विभिन्न विराम -चिह्न का प्रयोग आदि)की पहचान और प्रयोग करते हैं।</p> <p>CG10.6 लघु कथाएँ पढ़ना , कहानी के पात्रों की पहचान</p>	<p>तकनीकी साक्षरता कौशल वातावरण एवं पशु पक्षी के बचाव में पहल उत्पादकता</p>	<p>बना कर देंगे उसमें लिखेंगे कि बच्चे अपने मित्र को क्यों पसंद करते हैं।</p> <p>खेल:- वैज्ञानिकस्वभाव:- दोस्ती का सम्मान करने के लिए मित्रता दिवस मनाया जाता है भारत में या गैस के पहले रविवार है दक्षिण अमेरिका में 30 जुलाई को मनाया जाता है। इसे जायस हॉल ने शुरू किया था।</p> <p>तकनीकी प्रौद्योगिक</p> <p>कला:- पालतू जानवरों एवं जंगली जानवरों का के चित्रों का एल्बम बनाएँ। खेल:- घुड़-दौड़, स्लेज डाग दौड़।</p>	<p>लिखवाया जाएगा। गणित:- कला:- कार्ड बनाना</p> <p>संगीत:- https://youtu.be/ugS9zW PowfQ</p> <p>अंग्रेजीभाषा:- चिड़ियाघर की सैर निबंध लिखवाया जाएगा। गणित:-</p>	<p>ए.वी कक्ष, कक्षा</p>	<p>लिखिए।</p> <p>कक्षाकार्य: शब्द ज्ञान, श्रुतलेख, मौखिक एवं लिखित प्रश्न उत्तर , अनेक शब्दों के लिए एक शब्द। गृहकार्य :- चिड़ियाघर में कौन-कौन से जानवर देखे? उनकी सूची बनाइए। चित्र-वर्णन</p>	<p>संकेतात्मक मूल्यांकन:-</p> <ul style="list-style-type: none"> कार्यपत्रक मूल्यांकरकप्रश्न <p>मौखिक और लिखित प्रश्न उत्तर</p> <p>सांकेतिक संसाधन:-</p> <p>परियोजना आधारित ज्ञान :- समस्याहल संकेतात्मक मूल्यांकन:- कार्यपत्रक मूल्यांकरकप्रश्न मौखिक और लिखित प्रश्न</p>
----------------------------	---	--	---	---	---	--	-----------------------------	---	---

<p>नवंबर (22दिन)</p>	<p>व्याकरण:- पाठ-१४ रचनात्मक लेखन कविता लेखन</p> <p>अवधि ३ गुंजन :- पाठ 9 ,10 ,11, 12 व्याकरण :-विशेषण, क्रिया ,पर्यायवाची</p> <p>पाठसंख्या:-९</p> <p>कालांशकीसंख्या:-३</p> <p>पाठका नाम:-शून्य</p> <p>अवधारणा:- छोटी वस्तु का महत्व। उपअवधारणा:- समानता का भाव</p>	<p>develop habits of learning that allow them to engage actively informal learning environment like a school classroom.</p> <p>कोषा:-विज्ञानमय</p> <p>ज्ञान क्षेत्र: CG-7 Children make sense of world around through observation and logical thinking.</p> <p>पाठ्यक्रम लक्ष्य- C7.2 Observes and understands cause and effects relationships in nature by forming simple hypothesis and use observations to explain their hypothesis.</p> <p>कोषा:-विज्ञानमय</p>	<p>करना और लेखक स्वयं क्या कहना चाहता है, इसकी पहचान करना और इसका अर्थ समझना। अधिगमकारिणाम मूलरूपचिड़ियाघर की जानकारी। मध्यमपशु प्रेम व संरक्षण।विकसित: पालतू जानवर और जंगली जानवरों में अंतर समझना।सुनी हुई रचनाओं की विषय- वस्तु घटनाओं, पात्रों शीर्षक, आदि के बारे में बातचीत करते हैं। प्रश्न पूछते हैं ,अपनी प्रतिक्रिया देते हैं ,राय बताते हैं, अपने तरीके से अपनी भाषा में व्यक्त करते हैं। विशेष आवश्यकता वाले बच्चे सहायक शिक्षण दृष्टिबाधित छात्रों की सहायता: कृपया अध्याय के मुख्य बिंदुओं को निर्दिष्ट करते हुए पाठ को अपनी आवाज में रिकॉर्ड करें और बच्चे को अलग से भी सुनने दें। कृपया इसे सीखने में सहायक सामग्री के रूप में घर पर भेजें।शब्दों को पढ़ने में बच्चे की मदद करने के लिए बड़े फॉन्ट वाले फ्लैश कार्ड का इस्तेमाल करें। श्रवण बाधित छात्रों की सहायता: सांकेतिक भाषा विशेषज्ञों के कुछ वीडियो लें और बच्चे को बाकी कक्षा के साथ सीखने में सहायता करने के लिए अपनी प्रस्तुतियों में एम्बेड करें। विजुअल एड्स का प्रयोग करें।</p> <p>अधिगम परिणाम मूल रूप शब्द भंडार में वृद्धि। मध्यम सुर और लय में कविता।विकसित तुक बंदी वाले शब्दों का ज्ञान। हिंदी में सुनी गई बात, कविता आदि को अपने तरीके और अपनी भाषा में कहने -सुनाने/ प्रश्न</p>		<p>वैज्ञानिकस्वभाव:- जानवरों के प्राकृतिक आवास के बारे में जानकारी।तकनीकीप्रौद्योगिकीhttps://youtu.be/VqW11kYxe9g</p> <p>कला:-पालतू जानवर और जंगली जानवरों के चित्र चिपकाए और एक एल्बम तैयार करें। संगीत:- https://youtu.be/7OF-9qYM2PQ</p> <p>गणित प्रयोगशाला कक्ष</p> <p>कला:- शून्य के प्रयोग से चित्र बनाना। खेल:-</p> <p>अंग्रेजी भाषा:- गणित:-</p>	<p>कक्षा कार्य: योग्यता शिक्षण कौशल पर आधारित कार्यपत्रक</p> <p>गृह कार्य :- दिए गए अंकों के बराबर कोई वस्तु बनाओ व उस शब्द की गिनती को हिन्दी में</p>	<p>उत्तरसांकेतिकसंसाधन:-</p> <p>परियोजना आधारित ज्ञान:- समस्या हल मूल्यांकन:- सांकेतिक संसाधन:- कार्य पत्रक मूल्यांकन प्रश्न वाक्य निर्माण गिनती</p>
--------------------------	--	--	--	--	---	--	--

<p>पाठसंख्या १०</p> <p>कालांश की संख्या:- २</p> <p>पाठ का नाम:- अनोखी चिड़िया अवधारणा</p> <ul style="list-style-type: none"> पर्यावरण संरक्षण <p>उपअवधारणा</p> <ul style="list-style-type: none"> प्रकृति प्रेम पक्षी प्रेम <p>व्याकरण</p> <p>पाठ-५:-कैसे या कितना-विशेषण</p> <p>पाठ-६:-करना या होना-क्रिया</p>	<p>ज्ञानक्षेत्र:</p> <p>CG-10</p> <p>Children develop fluency in reading and writing in Language</p> <p>पाठ्यक्रमलक्ष्य-</p> <p>CG-6</p> <p>Children develop a positive regards for the natural environment around them.</p> <p>C-6.1</p> <p>Shows care for and joy in engaging with</p>	<p>पूछने एवं अपनी बात जोड़ने प्रतिक्रिया देने के अवसर उपलब्ध होंगे।</p> <p>विशेष आवश्यकता वाले बच्चे सहायक शिक्षण</p> <p>दृष्टिबाधित छात्रों की सहायता: कृपया अध्याय के मुख्य बिंदुओं को निर्दिष्ट करते हुए पाठ को अपनी आवाज में रिकॉर्ड करें और बच्चे को अलग से भी सुनने दें। कृपया इसे सीखने में सहायक सामग्री के रूप में घर पर भेजें। शब्दों को पढ़ने में बच्चे की मदद करने के लिए बड़े फॉन्ट वाले फ्लैश कार्ड का इस्तेमाल करें।</p> <p>श्रवण बाधित छात्रों की सहायता: सांकेतिक भाषा विशेषज्ञों के कुछ वीडियो लें और बच्चे को बाकी कक्षा के साथ सीखने में सहायता करने के लिए अपनी प्रस्तुतियों में एम्बेड करें। विजुअल एड्स का प्रयोग करें।</p> <p>CG-6 Children develop a positive regards for the natural environment around them. अधिगम परिणाम मूल रूप</p> <ul style="list-style-type: none"> विभिन्न पक्षियों के बारे में जानकारी अर्जन <p>मध्यम</p> <ul style="list-style-type: none"> प्रकृति और पक्षी प्रेम जागृत <p>विकसित</p> <ul style="list-style-type: none"> शुद्ध पठन, शब्द भंडार में वृद्धि <p>विभिन्न उद्देश्यों को ध्यान में रखते हुए पढ़ने के विभिन्न आयामों को कक्षा में उचित स्थान देने के अवसर उपलब्ध हों- जैसे किसी कहानी में किसी जानकारी को खोजना, किसी जानकारी को निकाल पाना, किसी घटना या पात्र के संबंध में तर्क अपनी राय दे पाना आदि।</p> <p>भाषा और साहित्य का विकास। पाठ्यक्रम लक्ष्य-</p>	<p>वातावरण एवं पक्षियों के बचाव में उत्पादकता</p>	<p>अंको का खेल</p> <p>वैज्ञानिक स्वभाव:-तकनीकी प्रौद्योगिकी :</p> <p>https://youtu.be/ltD4ZVi68-k</p> <p>कला:- कागज के प्रयोग से मोर बनाना ।</p> <p>खेल:-</p> <p>https://youtu.be/7y4Q1WJPQa</p> <p>वैज्ञानिक स्वभाव:-</p> <p>कीवी के रहन-सहन की जानकारी।</p> <p>तकनीकी प्रौद्योगिकीय:-</p> <p>पीपीटी, यू-ट्यूब लिंक</p> <p>https://youtu.be/QArM9hepT8I</p>	<p>शून्य की उपयोगिता।</p> <p>कला:-</p> <p>संगीत:-</p> <p>कविता का गायन</p> <p>अंग्रेजी भाषा:-</p> <p>कीवी पक्षी का अनुच्छेद</p> <p>गणित:-</p> <p>कला:-</p> <p>कागज के प्रयोग से मोर बनाना ।</p> <p>संगीत:-</p> <p>पक्षियों के स्वरों को सुनना।</p>	<p>विद्यालय परिसर का प्रांगण बगीचा (एकलव्य पार्क)</p>	<p>कक्षा कार्य:</p> <p>योग्यता शिक्षण कौशल पर आधारित कार्यपत्रक</p> <p>गृहकार्य:</p> <p>अपने घर के आस-पास आने वाले पक्षियों के चित्र एक चार्ट पेपर चित्रचिपका ओ।</p> <p>कक्षा कार्य:</p> <p>अपनी तर्कशक्ति से प्रश्नों के उत्तर कार्य पुस्तिका में लिखें। मुहावरों का प्रयोग करते हुए वाक्य बनाइए। गृह कार्य :- वाक्य बनाना, शब्दकोश क्रम</p>	<p>परियोजना आधारित ज्ञान:-</p> <p>समस्या हल</p> <p>मूल्यांकन:-</p> <p>सांकेतिक संसाधन:-</p> <ul style="list-style-type: none"> कार्य पत्रक मूल्यपरक प्रश्न वाक्य निर्माण
--	---	---	---	--	---	---	---	---

<p>नवंबर (22दिन)</p>	<p>पाठ-८:- शब्द भंडार (पर्यायवाची शब्द)</p> <p>अवधारणा</p> <ul style="list-style-type: none"> संक्षिप्तता सूक्ष्मता और सांकेतिकता <p>जो शब्द संज्ञा सर्वनाम या बताते हैं वह विशेषण कहलाते हैं।</p> <p>उपअवधारणाएं</p> <ul style="list-style-type: none"> कथानक शैली उपदेश की प्रधानता। <p>कालांशोंकीसंख्या- ६पाठ११पाठ का नाम:-पिकनिक अवधारणा:-</p> <p>परोपकार</p> <p>उपअवधारणाएँ</p> <p>सूझ- बूझ</p>	<p>all life norms.</p> <p>कोषा: अन्नमय</p> <p>CG-9. Children develop effective communication skills for day to day interactions in two languages.</p> <p>CG-10. Children develop fluency in reading and writing in language – 1.</p> <p>कोश आनंदमयी कोश मनोमय कोश</p> <p>ज्ञान क्षेत्र:</p> <p>CG-7Children make sense of world around through observation and logical thinking</p> <p>पाठ्यक्रम लक्ष्य-</p> <p>C-7.2Observes and understands cause and effects relationships in nature by forming simple hypothesis and uses observations to explore</p> <p>कोषा:-आनंदमय</p>	<p>सीखने का परिणाम</p> <p>मूल रूप</p> <ul style="list-style-type: none"> लघुकथा का महत्व उसकी लघुता में है जो वह कथा को प्रदान करती है पर्यायवाची शब्दों के अर्थ लगभग समान होते हैं अतः उन्हें समानार्थी के रूप में पहचान सकेंगे। <p>विकसित</p> <ul style="list-style-type: none"> छोटी-छोटी बातों में बड़े अर्थ निकाल पाएंगे और अपनी बात संदेश के रूप में कम से कम शब्दों में पाठक तक पहुंचा पाएंगे अर्थ में अंतर के कारण सभी पर्यायवाची एक दूसरे के स्थान पर प्रयुक्त नहीं हो पाते हैं यह जान पाएंगे <p>उच्चस्तरीय</p> <ul style="list-style-type: none"> लघु कथा का सौंदर्य उसकी अपनी शैली बनावट कसावट कथ्य और शिल्प में निहित होता है। पर्यायवाची शब्दों का प्रयोग सावधानी से करना जान पाएंगे। <p>CG-10Children develop fluency in reading and writing in Language C10.4Children develop fluency in reading and writing in language. अधिगम का परिणाममूल रूप छात्रों को परिवार के साथ पिकनिक का अनुभव। मध्यम गलत काम को रोकना। विकसित: जरूरतमंद लोगों की कैसे मदद की जाए।हिंदी में सुनी गई बात, कहानी आदि को अपने तरीके और अपनी भाषा को कहने सुनाने/ प्रश्न पूछने एवं अपनी बात जोड़ने प्रतिक्रिया देने के अवसर</p>	<p>मानसिक विकास</p> <p>सहयोग</p> <p>वार्तालाप</p>	<p>कला:-जहाँ पिकनिक मनाने गए वहाँ का चित्र बनाएं ।</p> <p>वैज्ञानिक स्वभाव:- बैडमिंटन, चोर-सिपाही का खेल</p>	<p>अंग्रेजी भाषा:- पिकनिक के विषय में 5 पंक्तियां लिखें।</p> <p>गणित:-</p> <p>कला:-पिकनिक में जो भी दृश्य देखे गए उनके चित्र बनाएँ।</p> <p>संगीत:-</p>	<p>विद्यालय परिसर का प्रांगण बगीचा (एकलव्य पार्क)</p>	<p>कक्षाकार्य:</p> <p>शब्द ज्ञान,</p> <p>श्रुतलेख, प्रत्यास्मरण मौखिक और लिखित अभिव्यक्ति</p> <p>गृहकार्य :-</p> <p>(क)समान तुक वाले शब्द ।</p> <p>(ख) प्रश्नउत्तरयादकरें ।</p>	<p>परियोजनाआधारितज्ञान :-</p> <p>समस्याहल</p> <p>संकेतात्मक मूल्यांकन:-</p> <ul style="list-style-type: none"> कार्यपत्रक मूल्यपरकप्रश्न मौखिक और लिखित प्रश्न उत्तर
--------------------------	--	--	--	---	--	--	---	---	--

	<p>सहायता करना</p>	<p>उपलब्ध होंगे। विशेष आवश्यकता वाले बच्चों के लिए सहायक शिक्षण दृष्टिबाधित छात्रों की सहायता: अध्यायकेमुख्यबिंदुओंकोनिर्दिष्टकरतेहुएपाठको अपनेआवाजमेंरिकॉर्डकरेंगेऔरदृष्टिबाधितबच्चों कोअलगसेसुननेदेंगे।इसेसीखनेमेंसहायकसामग्री केरूपमेंघरपरभीभेजेंगे। श्रवण बाधित छात्रों की सहायता: शब्दोंकोपढ़नेमेंबच्चेकीमददकरनेकेलिएबड़ेअक्षरोंवालेफ्लैशकार्डकाइस्तेमालकरेंगे। चलचित्रद्वाराबच्चेकोपाठसमझाएंगे। CG-10Children develop fluency in reading and writing in Language C10.4Children develop fluency in reading and writing in languageअधिगमकापरिणाम मूलरूप छात्रों को परिवार के साथ पिकनिक का अनुभव। मध्यम गलत काम को रोकना। विकसित: जरूरतमंद लोगों की कैसे मदद की जाए। हिंदी में सुनी गई बात, कहानी आदि को अपने तरीके और अपनी भाषा को कहने सुनाने/ प्रश्न पूछने एवं अपनी बात जोड़ने प्रतिक्रिया देने के अवसर उपलब्ध होंगे। विशेष आवश्यकता वाले बच्चों के लिए सहायक शिक्षण दृष्टिबाधित छात्रों की सहायता:</p>	<p>नेतृत्व तार्किक चिंतन एवं जीवन से आगे बढ़ते हुए आई समस्या को सुलझाना।</p>	<p>तकनीकीप्रौद्योगिकीhttps://youtu.be/mDp9zUpVVVo</p>			<p>सांकेतिकसाधन:-</p>
--	--------------------	---	--	--	--	--	-----------------------

	<p>पाठश्रुतकालांशकी संख्या</p> <p>पाठकानामः-दीप से दीप जलाओ</p> <p>अवधारणा</p> <ul style="list-style-type: none"> साफ सफाई और सजावट से प्रेम <p>उपअवधारणा</p> <ul style="list-style-type: none"> भारतीय संस्कृति से प्रेम स्वस्थ जीवन शैली 	<p>ज्ञानक्षेत्रः</p> <p>CG-7Children make sense of world around through observation and logical thinking.</p> <p>पाठ्यक्रमलक्ष्य-</p> <p>C-7.2Observes and understands cause and effects relationships in nature by forming simple hypothesis and uses observations to explore</p> <p>कोषाः-आनंदमय</p>	<p>अध्यायकेमुख्यबिंदुओंकोनिर्दिष्टकरतेहुएपाठको अपनेआवाजमेंरिकॉर्डकरेंगेऔरदृष्टिबाधितबच्चों कोअलगसेसुननेदेंगे।इसेसीखनेमेंसहायकसामग्री केरूपमेंघरपरभीभेजेंगे।</p> <p>श्रवण बाधित छात्रों की सहायता:</p> <p>शब्दोंकोपढ़नेमेंबच्चेकीमददकरनेकेलिएबड़ेअक्षरोंवालेप्रलेशकार्डकाइस्तेमालकरेंगे। चलचित्रद्वाराबच्चेकोपाठसमझाएंगे।</p>		<p>कलाः-दिया और मोमबत्ती से संबंधित चित्र बनाएं।</p> <p>खेलः-बचे हुए बचे हुए दिए से छोटे-छोटे तराजू बनाएंगे।</p> <p>वैज्ञानिकस्वभावः-नेपाल में दिवाली 5 दिनों तक मनाई जाती है पहले दिन काग तिहार</p> <p>दूसरे दिन कुकुर तिहार</p> <p>तीसरे दिन लक्ष्मी पूजा</p> <p>चौथे दिन नव वर्ष और</p> <p>पांचवे दिन भाई टिका मनाया जाता है।</p> <p>तकनीकीप्रौद्योगिकीः-</p> <p>https://youtu.be/mYJ5wy6hbWc</p>	<p>अंग्रेजीभाषाः-</p> <p>दीपावली की विशेषता बताते हुए गद्यांश लिखवाया जाएगा।गणितः-</p> <p>कलाः-कंदील बनवाना।संगीतः-</p> <p>यू-ट्यूब लिंक</p> <p>https://youtu.be/vhGsu898QFA</p>	<p>ए.वी कक्ष</p>	<p>परियोजनाआधारितज्ञान :-</p> <p>समस्याहल</p> <p>संकेतात्मक मूल्यांकनः-</p> <ul style="list-style-type: none"> कार्यपत्रक मूल्यपरकप्रश्न मौखिक और लिखित प्रश्न उत्तर <p>सांकेतिकसंसाधनः-</p>
--	--	---	---	--	---	---	------------------	---

<p>दिसंबर (23 दिन)</p>	<p>अवधि ४ गुंजन पाठ 13, 14, 15, 16 व्याकरण -वाक्यांश के लिए एक शब्द, मुहावरे, वाक्य, पत्र-लेखन, योजक शब्द, अशुद्धि शोधन, कहानी लेखन पाठसंख्या १३</p> <p>कालांश की संख्या-४</p> <p>पाठकानाम:-पौधों का जीवन</p> <p>अवधारणा:- प्रकृति प्रेम उपअवधारणा :-</p> <ul style="list-style-type: none"> वैज्ञानिक दृष्टिकोण पर्यावरण संरक्षण <p>व्याकरण पाठ-८ :- शब्द भंडार (वाक्यांश के लिए एक शब्द) पाठ-११:- मुहावरे अवधारणा:- जब कोई वाक्यांश अपने सामान्य अर्थ को छोड़कर किसी विशेष अर्थ में रूढ़ हो जाता है उसे मुहावरा</p>	<p>ज्ञानक्षेत्र: CG-10 Children develop fluency in reading and writing in Language</p> <p>पाठ्यक्रमलक्ष्य- CG-6 Children develop a positive regards for the natural environment around them.</p> <p>C-6.1 Shows care for and joy in engaging with all life norms.</p> <p>कोषा: अन्नमय</p> <p>CG-9. Children develop effective communication skills for day to day interactions in two languages.</p> <p>CG-10. Children develop fluency in reading and writing in language – 1.</p>	<p>CG10.7 Reads and comprehends meaning of short news item instructions and recipes and publicity material.</p> <p>अधिगमकापरिणाम मूलरूप वृक्षारोपण करना सीखेंगे। मध्यम पेड़ पौधों के बारे में जानकारियां। विकसित: बच्चे वृक्षों के महत्व को समझेंगे। आसपास होने वाली गतिविधियों/ घटनाओं और विभिन्न स्थितियों में हुए अपने अनुभवों के बारे में बताते , बातचीत करते और प्रश्न पूछते हैं। विशेष आवश्यकता वाले बच्चे सहायक शिक्षण दृष्टिबाधित छात्रों की सहायता: कृपया अध्याय के मुख्य बिंदुओं को निर्दिष्ट करते हुए पाठ को अपनी आवाज में रिकॉर्ड करें और बच्चे को अलग से भी सुनने दें। कृपया इसे सीखने में सहायक सामग्री के रूप में घर पर भेजें। शब्दों को पढ़ने में बच्चे की मदद करने के लिए बड़े फॉन्ट वाले फ्लैश कार्ड का इस्तेमाल करें। श्रवण बाधित छात्रों की सहायता: सांकेतिक भाषा विशेषज्ञों के कुछ वीडियो लें और बच्चे को बाकी कक्षा के साथ सीखने में सहायता करने के लिए अपनी प्रस्तुतियों में एम्बेड करें। विजुअल एड्स का प्रयोग करें। CG10.4 Reads stories and passages with accuracy and fluency with appropriate pauses and voice modulation. अधिगमकापरिणाम मूलरूप</p>	<p>नवाचार, महत्व सोच, वैज्ञानिक दृष्टिकोण</p> <p>सामाजिक कौशल, अधिगम</p>	<p>कला:-वृक्षों की उपयोगिता बताते हुए चित्र बनाएं।</p> <p>खेल:-बगीचे में खेलते हुए कोई पेड़ पौधे ना टूटे उसका ध्यान रखेंगे।</p> <p>वैज्ञानिकस्वभाव:-प्रकाश - संश्लेषण की जानकारी। भारत के वैज्ञानिक जगदीश चंद्र बोस ने दुनिया को बताया कि पौधे भी हमारी तरह सांस लेते हैं सोते जागते हैं। उन्हें भी दर्द होता है अगर उन्हें काटा जाए तो मर भी सकते हैं। उन्होंने एक ऐसा यंत्र बनाया जो पौधों की वृद्धि को नापता है इस यंत्र का नाम क्रेस्को ग्राफ है।</p> <p>https://youtu.be/5pyRxOZQqH https://youtu.be/UTZiHlee76g</p> <p>तकनीकीप्रौद्योगिकी :- https://youtu.be/aN8yhLaYYMY</p>	<p>अंग्रेजीभाषा:-पौधों के विषय में 5 पंक्तियां लिखें।</p> <p>गणित:- कला:-सूखे पत्तों से छोटे-छोटे जानवर और फूल बनाना।</p> <p>संगीत:-</p>	<p>विद्यालय परिसर का प्रांगण</p>	<p>कक्षाकार्य: शब्द ज्ञान, श्रुतलेख, मौखिक एवं लिखित प्रश्न उत्तर , अनेक शब्दों के लिए एक शब्द।</p> <p>गृहकार्य :- अनाज के छोटे छोटे पैकेट बनाओ चार्ट पेपर पर लगाकर उनके नाम लिखिए।</p>	<p>परियोजनाआधारितज्ञान :- समस्याहल संकेतात्मक मूल्यांकन:-</p> <ul style="list-style-type: none"> कार्यपत्रक मूल्यपरकप्रश्न मौखिक और लिखित प्रश्न उत्तर

<p>जनवरी (21दिन)</p>	<p>कहते हैं।</p> <p>पाठ संख्या-१४</p> <p>कालांश की संख्या: ६</p> <p>पाठ कानाम :</p> <p>विश्व पुस्तक मेला</p> <p>अवधारणा:-</p> <ul style="list-style-type: none"> किताबों का महत्व <p>उप अवधारणाएँ:-</p> <ul style="list-style-type: none"> व्यवहारिक ज्ञान मेले का आनंद उपहार देना <p>व्याकरण</p> <p>पाठ-१०वाक्य</p> <p>पाठ-१४रचनात्मक लेखन (पत्र-लेखन)</p> <p>अवधारणा:-</p> <p>किसी भाव या विचार को पूरी तरह से व्यक्त करने के लिए हम वाक्योंका प्रयोग करते हैं।</p>	<p>आनंदमयी कोश मनोमय कोश</p> <p>ज्ञान क्षेत्र:Language and Literacy development</p> <p>पाठ्यक्रम लक्ष्य-</p> <p>CG-10Children develop fluency in reading and writing in Language.</p> <p>C10.3-Recognise all the letters of the alphabets of the script and uses this knowledge to read and write words.</p> <p>C10.8Writes a paragraph to express their understanding and experiences</p> <p>कोषा: विज्ञानमय Language and Literacy development पाठ्यक्रमलक्ष्य-</p> <p>CG-9Children develop effective communication skills for day to day interaction in two languages.</p> <p>C9.5-Understand oral instruction for a complex task and gives clear oral instructions for the</p>	<p>मुहावरों का अर्थ उनके वाक्यार्थ से भिन्न होता है मध्यम किसी विशेष अर्थ में रूढ़ हो जाता है। विकसित: मुहावरों के प्रयोग से भाषा में सौंदर्य एवं चुटीलापन आ जाता है।</p> <p>CG10.4 Reads stories and passages with accuracy and fluency with appropriate pauses and voice modulation.</p> <p>अधिगमकापरिणाम</p> <p>मूलरूप</p> <p>पजल खिलौने की उपयोगिता को समझेंगे।</p> <p>मध्यम</p> <p>अपना स्वरूप खोते जा रहे पत्र की जानकारी ग्रहण कर सकेंगे।</p> <p>विकसित:</p> <p>मेले का आनंद और उपहार देना बच्चे सीख पाएंगे।</p> <p>विशेष आवश्यकता वाले बच्चे सहायक शिक्षण</p> <p>दृष्टिबाधित छात्रों की सहायता: कृपया अध्याय के मुख्य बिंदुओं को निर्दिष्ट करते हुए पाठ को अपनी आवाज में रिकॉर्ड करें और बच्चे को अलग से भी सुनने दें। कृपया इसे सीखने में सहायक सामग्री के रूप में घर पर भेजें। शब्दों को पढ़ने में बच्चे की मदद करने के लिए बड़े फॉन्ट वाले फ्लैश कार्ड का इस्तेमाल करें।</p> <p>श्रवण बाधित छात्रों की सहायता: सांकेतिक भाषा विशेषज्ञों के कुछ वीडियो लें और बच्चे को बाकी कक्षा के साथ सीखने में सहायता करने के लिए अपनी प्रस्तुतियों में एम्बेड करें। विजुअल एड्स का प्रयोग करें।</p>	<p>कौशल</p> <p>विभिन्न उद्देश्यों के लिखते हुए अपने लेखन में शब्दों के चुनाव, वाक्य संरचना और लेखन के स्वरूप (जैसे दोस्त को पत्र लिखना पत्रिका के संपादक को पत्र लिखना) को लेकर निर्णय लेते हुए लिखते हैं।</p> <p>नेतृत्व लचक एवं नवाचार कौशल</p> <p>तरह -तरह की कहानियों</p>	<p>कला:-चिट्ठी डालने का लिफाफा बनवाया जाएगा।</p> <p>खेल:-</p> <p>वैज्ञानिकस्वभाव:-</p> <p>विश्व का सबसे बड़ा पुस्तक मेला जर्मनी में लगता है इसका नाम है फ्रैंकफर्ट पुस्तक मेला।</p> <p>https://youtu.be/sAfy-kHqxN4</p> <p>तकनीकीप्रौद्योगिकी :-पत्र भेजने के नए तरीके इंटरनेट और ई-मेल को बच्चे जान सकेंगे।</p> <p>https://youtu.be/WP1L2S0-1Qg</p> <p>कला:-सजीव निर्जीव चीजों के चित्र बनाओ।</p>	<p>अंग्रेजीभाषा:-पत्र लेखन</p> <p>गणित:-</p> <p>कला:-</p> <p>संगीत:-</p> <p>अंग्रेजीभाषा:-सजीव और निर्जीव चीजों के बारे में लिखो।</p> <p>गणित:-</p>	<p>विद्यालय पुस्तकालय</p>	<p>कक्षाकार्य:</p> <p>शब्द ज्ञान, श्रुतलेख,मौखिक एवं लिखित प्रश्न उत्तर</p> <p>गृहकार्य :-</p> <p>ईमेल कैसे भेजते हैं ,पता लगाओ।</p> <p>कक्षाकार्य:</p> <p>अपनी तर्कशक्ति से प्रश्नों के उत्तर कार्य पुस्तिका</p>	<p>परियोजनाआधारितज्ञान :-</p> <p>समस्याहल</p> <p>संकेतात्मक मूल्यांकन:-</p> <ul style="list-style-type: none"> कार्यपत्रक मूल्यपरकप्रश्न मौखिक और लिखित प्रश्न उत्तर <p>सांकेतिकसंसाध</p> <p>परियोजनाआधारितज्ञान</p>
<p>फरवरी (22दिन)</p>									

	<p>पाठसंख्या १५</p> <p>कालांश की संख्या: २</p> <p>पाठकानाम :-सबसे बढ़कर हम(२)</p> <p>अवधारणा:-</p> <ul style="list-style-type: none"> क्षमताओं का ज्ञान <p>उप अवधारणा:-</p> <ul style="list-style-type: none"> प्रसन्नता उत्साह 	<p>same to others.</p> <p>ज्ञानक्षेत्र: Language and Literacy development</p> <p>पाठ्यक्रमलक्ष्य-</p> <p>CG-9Children develop effective communication skills for day to day interaction in two languages.</p> <p>C9.5-Understand oral instruction for a complex task and gives clear oral instructions for the same to others.</p> <p>कोषा:-मनोमय</p>	<p>रचनाओं की भाषा की बारी कियों (जैसे शब्दों की पुनरावृत्ति संज्ञा ,सर्वनाम विभिन्न विराम- चिन्हों का प्रयोग आदि) की पहचान और प्रयोग करते हैं।</p> <p>C-9.3Converse fluently and can hold a meaning full conversation.</p> <p>अधिगमकापरिणाम</p> <p>मूलरूप</p> <p>कविता का लय युक्त वचन</p> <p>मध्यम</p> <p>सजीव निर्जीव चीजों का ज्ञान।</p> <p>विकसित:</p> <p>बच्चे अपनी क्षमताओं को जानेंगे।</p> <p>विशेष आवश्यकता वाले बच्चे सहायक शिक्षण</p> <p>दृष्टिबाधित छात्रों की सहायता:</p> <p>कृपया अध्याय के मुख्य बिंदुओं को निर्दिष्ट करते हुए पाठ को अपनी आवाज में रिकॉर्ड करें और बच्चे को अलग से भी सुनने दें। कृपया इसे सीखने में सहायक सामग्री के रूप में घर पर भेजें।शब्दों को पढ़ने में बच्चे की मदद करने के लिए बड़े फॉन्ट वाले फ्लैश कार्ड का इस्तेमाल करें।</p> <p>श्रवण बाधित छात्रों की सहायता:</p> <p>सांकेतिक भाषा विशेषज्ञों के कुछ वीडियो लें और बच्चे को बाकी कक्षा के साथ सीखने में सहायता करने के लिए अपनी प्रस्तुतियों में एम्बेड करें। विजुअल एड्स का प्रयोग करें।</p>	<p>खेल:-क्रिकेट ,वालीबॉल आदि गेंद से खेले जाने वाले खेल।</p> <p>वैज्ञानिकस्वभाव:-</p> <p>हमारी जीभ पर स्वाद कलिकाएं होते हैं। जिनकी सहायता से हम खाने का स्वाद लेते हैं जी बोलने में सहायक होती है ,साथ ही दांतों निकालकर दांतों की सफाई भी करती है।शरीर के अन्य अंगों की तुलना में जीभ पर लगी चोट जल्दी ठीक हो जाती है।https://youtu.be/PkOshBFLy6A</p> <p>तकनीकीप्रौद्योगिकी :-</p> <p>https://youtu.be/W0K-g5sBeQ</p>	<p>कला:-मानव शरीर का चित्र एक चार्ट पेपर पर बनाएं।</p> <p>संगीत:-</p> <p>https://youtu.be/g9pzGjwsdAg</p>	<p>विद्यालय परिसर का प्रांगण</p>	<p>में लिखें।</p> <p>गृहकार्य :-</p> <p>वाक्य बनाना, शब्दकोश क्रम, सही गुणों का चयन</p>	<p>:-</p> <p>समस्याहल</p> <p>संकेतात्मक मूल्यांकन:-</p> <ul style="list-style-type: none"> कार्यपत्रक मूल्यपरकप्रश्न मौखिक और लिखित प्रश्न उत्तर <p>सांकेतिक</p>
--	---	--	---	--	--	----------------------------------	--	---

<p>फरवरी (22दिन)</p>	<p>पाठसंख्या - १६ कालांशोंकीसंख्या ४ पाठकानाम - माइकलफैराडे अवधारणा</p> <ul style="list-style-type: none"> परिश्रम और धैर्य <p>उपअवधारणा</p> <ul style="list-style-type: none"> वैज्ञानिकदृष्टिकोण कभी हार ना मानना। <p>व्याकरण</p> <p>पाठ-९ योजक शब्द</p> <p>पाठ-१२ अशुद्धि शोधन</p> <p>पाठ-१४ रचनात्मक लेखन (संवाद लेखन, कहानी लेखन)</p>	<p>ज्ञानक्षेत्र :Language and Literacy development</p> <p>पाठ्यक्रमलक्ष्य-</p> <p>CG 10Children develop fluency in reading and writing in Languages.</p> <p>CG-7 Children make sense of world around through observation and logical thinking</p> <p>C7.2 Observes and understands cause and effect relationship in nature by forming simple hypothesis and uses observations to explain their hypothesis.</p> <p>कोषा:-विज्ञानमय</p>	<p>CG-10.4Reads stories and passages with accuracy and fluency with appropriate pauses and voice modulation.</p> <p>अधिगमकापरिणाम</p> <p>मूलरूप: माइकल फैराडे के बारे में जानकारी</p> <p>मध्यम:- बिजली से संबंधित सभी जानकारीयां।</p> <p>विकसित:</p> <p>बिजली का बल्ब, ट्यूबलाइट पंखे, प्रेस आदि कैसे काम करते हैं सब के बारे में जानकारी प्राप्त कर सकेंगे।</p> <p>विशेष आवश्यकता वाले बच्चे सहायक शिक्षण</p> <p>दृष्टिबाधित छात्रों की सहायता: कृपया अध्याय के मुख्य बिंदुओं को निर्दिष्ट करते हुए पाठ को अपनी आवाज में रिकॉर्ड करें और बच्चे को अलग से भी सुनने दें। कृपया इसे सीखने में सहायक सामग्री के रूप में घर पर भेजें। शब्दों को पढ़ने में बच्चे की मदद करने के लिए बड़े फॉन्ट वाले फ्लैश कार्ड का इस्तेमाल करें।</p> <p>श्रवण बाधित छात्रों की सहायता: सांकेतिक भाषा विशेषज्ञों के कुछ वीडियो लें और बच्चे को बाकी कक्षा के साथ सीखने में सहायता करने के लिए अपनी प्रस्तुतियों में एम्बेड करें। विजुअल एड्स का प्रयोग करें।</p>	<p>व्यावहारिक कौशल का विकास लक्ष्य की प्राप्ति करने में आई समस्या को सुलझाने का निरंतर प्रयास।</p>	<p>कला:- भारतीय पाँच महान वैज्ञानिकों के नाम चार्ट पेपर पर सचित्र लिखें।</p> <p>खेल:-</p> <p>वैज्ञानिकस्वभाव:- https://youtu.be/Aesm5mXkoww</p> <p>तकनीकीप्रौद्योगिकी :- https://youtu.be/hEKgtsfBCW8</p>	<p>अंग्रेजीभाषा:- माइकल फैराडे की जीवनी</p> <p>गणित:- महान गणितज्ञ आर्यभट्ट और रामानुजन के बारे में जानकारी।</p> <p>कला:</p> <p>संगीत:- यू-ट्यूब लिंक https://youtu.be/hEKgtsfBCW8</p>	<p>ए.वी कक्ष</p>	<p>कक्षाकार्य: शब्द ज्ञान, श्रुतलेख, प्रत्यास्मरण मौखिक और लिखित अभिव्यक्ति</p> <p>गृहकार्य :- (क) समान तुक वाले शब्द । (ख) प्रश्न उत्तर याद करें ।</p>	<p>परियोजना आधारित ज्ञान :-</p> <p>समस्याहल</p> <p>संकेतात्मक मूल्यांकन:-</p> <ul style="list-style-type: none"> कार्यपत्रक मूल्यपरक प्रश्न <p>संकेतात्मक संसाधन:-</p>
-----------------------------	---	---	--	--	---	---	------------------	---	--

APS Syllabus Bifurcation Overview

Academic Session 2023-24

Class: ...III.....

Subject: Maths

<u>Term I</u> <u>Report Card will consist of 100 marks</u>		<u>Term II</u> <u>Report Card will consist of 100 marks</u>	
<u>Periodic Test I- July</u> (30% syllabus- MM 40) (Weightage in Report Card- 10 marks)	<u>Half- Yearly Exam- September</u> (50% syllabus- MM 80) (Weightage in Report Card- 80 marks)	<u>Periodic Test II- December</u> (30% syllabus- MM 40) (Weightage in Report Card- 10 marks)	<u>Annual Exam- March</u> (Syllabus will have 10% of Term I and entire syllabus of Term II) (Weightage in Report Card- 80 marks)
Apr-Unit 1- Number and Numeration	Aug- Unit 5 Multiplication	Oct-Unit 8 Measurements	Dec-Unit 10 Time
	Unit 6 Division		
May-Unit 3 Addition			
	Sep-Unit 7 Fractions	Nov-Unit 9 Geometrical Shapes	Jan-Unit 11 Money
July-Unit 2 Roman Numerals			Unit 12 Symmetry and Patterns
			Feb- Unit 13 Data Handling
Unit 4 Subtraction	<ol style="list-style-type: none"> 1. Note Book Submission MM 25 (Weightage 5 Marks) 2. Subject Enrichment Activity MM 25 (Weightage 5 Marks) 		<ol style="list-style-type: none"> 1. Note Book Submission MM 25 (Weightage 5 Marks) 2. Subject Enrichment Activity MM 25 (Weightage 5 Marks)
REPORT CARD WILL CONSIST OF 100 MARKS		REPORT CARD WILL CONSIST OF 100 MARKS	

Evaluation	% syllabus	Maximum marks	Weightage	Evaluation	% syllabus	Maximum marks	Weightage
Periodic Test I- July	30%	40 marks	10 marks	Periodic Test II- December	30%	40 marks	10 marks
Note Book Submission	---	25 marks	5 marks	Note Book Submission	---	25 marks	5 marks
Subject Enrichment Activity	----	25 marks	5 marks	Subject Enrichment Activity	----	25 marks	5 marks
Half Yearly - September	50%	80 marks	80 marks	Annual Exam - March	10% syllabus of Term I and entire syllabus of Term II	80 marks	80 marks

Month	UNIT/ LESSON:- Number- Lesson No Name:- CONCEPT:-	Domain & Curricular Goals (mapping with Foundational stage)	Competency & Learning Outcome	CWSN	21st Century skills	Integration	Inter-disciplinary integration	Periods	Learning Space	Assignments	Suggestive Pedagogies
April PT 1	UNIT - 1 Name:- Number and Numeration CONCEPT: Forming 4-Digit Numbers and writing their Number Names Sub-Concept: * Place Value and Face Value * Expanded form and short form * Successor and Predecessor	Domain: Cognitive Development Curricular Goal:- CG-7 Children make sense of the world around through observation and logical thinking. CG-8 Children develop mathematical understanding and abilities to recognize the world through quantities.(Numbers) Kosha -	Competency C-8.2 Identifies and extends simple patterns in their surroundings and numbers. C-8.12 Develops adequate and appropriate vocabulary for comprehending and expressing concepts and procedures related to	Develop concept and communication amongst children through play activities and real life examples. Activity : A dice will be thrown 3 times , the digits will be written together to form 3 digit number. The child can be encouraged to Make all 3 digit numbers Find the greatest number	C's Communication Critical Thinking Life skills: *Basic knowledge of Numbers. *Understanding relationship of the numbers.	Arts:- Represent numbers in Abacus. Sports:- Starting race at level 1000 and crossing successive levels. Scientific temper:- Comparison of different numbers, Number Tambola Technology:- Use of	Language English:- Reading the numbers written on blackboard. EVS: Using the knowledge of		Classroom Maths Lab Playground.	Class assignments *Write the place value of the circled digits. * Write the expanded form of the given numbers. * Writing Number Names.	Project - based learning Design Tambola game with 4-digit numbers. Problem solving Suggestive resources/A ctivities

	<p>* Comparison of numbers</p> <p>* Formation of greatest and smallest 4- digit numbers</p> <p>* Skip Counting</p> <p>* Rounding off numbers</p>	<p>*Vijnanamaya kosha, is emphasized to engage meaningfully with the cognitive and conscious aspects of human experience.</p> <p>*Anandmayakosha, or experience of transcendence is best addressed for this age group through art and culture.</p>	<p>quantities.(Numbers)</p> <p>Learning Outcomes:-</p> <p>Basic: Read and write numbers up to 9999.</p> <p>Medium: Count large number of objects from their surroundings by making groups of 100,10 and ones.</p> <p>Advance: Compare numbers up to 9999 for their value based on their place value.</p>	<p>Find the smallest number</p>		<p>PPT and video links.</p>	<p>numbers in daily life situations.</p> <p>Art:- Showing 4-Digit Numbers on Abacus.</p> <p>Music:- Number Song</p>			<p>* Arrange numbers in ascending and descending order.</p> <p>Home assignments</p> <p>* Guess the number based on hints given.</p> <p>*Insert >,< or = sign.</p> <p>* Observe the pattern and complete the blanks.</p> <p>*Match the number to its name.</p>	<p>*Write the year of your brother's , sister's birth, current year</p> <p>Write the number names of these years and arrange them in ascending order.</p>
Month	UNIT/ LESSON:- Number- Lesson No Name:- CONCEPT:-	Domain & Curricular Goals (mapping with Foundational stage)	Competency & Learning Outcome	CWSN	21st Century skills	Integration	Inter-disciplinary integration	Periods	Learning Space	Assignments	Suggestive Pedagogies
July PT-1	<p>Unit - 2 Lesson Number - 2 Lesson Name - Roman Numerals</p> <p>Sub Concept: *Roman Numerals Identification * Rules for writing numerals *Use of Roman Numerals</p>	<p>Domain: Cognitive Development</p> <p>Curricular Goal:- CG-7 Children make sense of the world around through observation and logical thinking. CG-8 Children develop mathematical understanding and abilities to recognize the world through</p>	<p>Competency C-7.3 Uses appropriate tools and technology in daily life situations and for learning</p> <p>LearningOutcomes:-</p> <p>Basic (CG7) Identify roman numerals upto 10</p>	<p>Develop concept and communication amongst children through play activities and real life examples.</p> <p>Activity- Basic (1-10) Roman Numerals will be made using wool followed by bigger numbers.</p>	<p>C's Communication Critical thinking</p> <p>Life skills Problem solving Quantitative reasoning</p>	<p>Arts:- Drawing of a clock with Roman numerals on it</p> <p>Sports:- Arrange the pre numberd balls (numbers in roman numerals) in ascending order</p> <p>Scientific temper:- Explaining the students about the</p>	<p>Language English:- Read out or learn a paragraph on roman history</p> <p>EVS- Write important dates pertaining</p>		<p>Classroom Maths lab Surroundings</p>	<p>Class assignments</p> <p>Book exercises</p> <p>Home assignments Write in roman numerals a) A century</p>	<p>Project - based learning</p> <p>Problem solving</p> <p>Suggestive Assessment :- Quiz, google form,</p>

	*Addition of Roman Numerals upto 10	quantities. (Numbers) Kosha - *Vijnanamaya kosha, is emphasized to engage meaningfully with the cognitive and conscious aspects of human experience." *Anandmayakosha, or experience of transcendence is best addressed for this age group through art and culture.	Medium (CG7) Usage of roman numerals Advance (CG8) Addition of Roman numerals"			importance of knowledge of the roman numerals Encouraging them to think why we do not use roman numerals in every Technology:- Make a PPT of 5-7 slides about your writing Roman Numerals for numbers of your choice.	to freedom movement in Roman numerals Art:- Use colourful strips to write roman numerals from 1 to 10 Music:- Nil			and 20 more can be written in Roman as _____ b) Your age _____. c) I am thrice of 5 _____	worksheet Suggestive resources/Activities Liveworksheets.com Games on wordwall.net
Month	UNIT/ LESSON:- Number- Lesson No Name:- CONCEPT:-	Domain & Curricular Goals (mapping with Foundational stage)	Competency & Learning Outcome	CWSN	21st Century skills	Integration	Inter-disciplinary integration	Periods	Learning Space	Assignments	Suggestive Pedagogies
May PT - 1	Unit- 3 Name:- Addition CONCEPT:- Addition of 4 digit numbers(with and without regrouping) Sub Concepts: *Addition by breaking the numbers *Adding 4 digit numbers(without regrouping) * Addition with 1000,2000,9000 * Finding the missing	Domain: Cognitive Development Curricular Goal:- CG-7 Children make sense of the world around through observation and logical thinking. CG-8 Children develop mathematical understanding and abilities to recognize the world through quantities.(Numbers) Kosha -	Competency C-7.3 Uses appropriate tools and technology in daily life situations and for learning C-8.6 Performs addition of 4-digit numbers fluently using flexible strategies of composition and decomposition Learning Outcomes:-	Develop concept and communication amongst children through play activities and real life examples Activity: Count number of students in all the sections of class III in your school and add them.	C's : Creativity, Communication, Critical thinking, Collaboration Life skills: Problem solving	Arts:- Add the given numbers and colour the given shape using colour code Sports:- Addition using skipping Scientific temper:- Observing and adding the things seen in the surroundings	Language English:- Framing word problems EVS: Add the 4 digit vehicle numbers of two neighbourhoods. Art:-	Classroom Maths Lab	Class assignments : Book Exercises Home assignments: Worksheet based on missing numbers	Project - based learning Problem solving Suggestive Assessment :- Worksheets Quizzes Multiple Choice Questions	

	<p>digits</p> <p>*Adding 4 digit numbers(with regrouping)</p> <p>*Addition of more than two numbers</p> <p>*Addition Facts</p> <p>*Word Problems</p> <p>*Estimating the sum</p> <p>*Framing Word Problems</p>	<p>*Vijnanamaya kosha, is emphasized to engage meaningfully with the cognitive and conscious aspects of human experience."</p> <p>*Anandmayakosha,or experience of transcendence is best addressed for this age group through art and culture.</p>	<p>Basic :Add the given numbers</p> <p>Medium -Able to solve the problems related to addition</p> <p>Advance:Frame the addition stories based on daily life situations</p>			<p>Technology:-Make a PPT of 5-7 slides about addition facts</p>	<p>Draw abacus and add the given numbers</p> <p>Music:- Song related to addition</p>				<p>Suggestive resources/A activities: Liveworksh eets Games on wordwall</p>
--	---	--	--	--	--	--	--	--	--	--	---

Month	UNIT/ LESSON:- Number- Lesson No Name:- CONCEPT:-	Domain & Curricular Goals (mapping with Foundational stage)	Competency & Learning Outcome	CWSN	21st Century skills	Integratio n	Inter- disciplinar y integration	Learning Space	Assignme nts	Suggestive Pedagogies
July Half Yearly	<p>Unit- 4 Name:- Subtraction CONCEPT:- Subtraction of 4 digit numbers(wit h and without borrowing) Sub conept:- *Subtraction of 4 digit numbers. *Properties of subtraction *Word problems *Framing word</p>	<p>Domain: Cognitive Development Developing Positive Learning Habits</p> <p>Curricular Goal:- CG-7 Children make sense of the world around through observation and logical thinking. CG-8 Children develop mathematical understanding and abilities to recognize the world through quantities.(Numbers) Kosha - *Vijnanamaya kosha, is</p>	<p>Competency C-7.3 Uses appropriate tools and technology in daily life situations and for learning C-8.6 Performs subtraction of 4-digit numbers fluently using flexible strategies of composition and decompositi on</p>	<p>Develop concept and communic ation amongst children through play activities and real life examples</p>	<p>C's : Creativity, Communicati on, Critical thinking, Collaboration</p> <p>Life skills: Problem solving, Critical thinking</p>	<p>Arts:- Subtract the given numbers and colour the given shape using colour code.</p> <p>Sports:- Subtractio n using skipping.</p> <p>Scientific temper:- Observing and subtractin</p>	<p>Language English:- Framing word problems</p> <p>EVS:Solve daily life problems</p> <p>Art:- Draw abacus and subtract the given numbers, Number bonds</p> <p>Music:- Poem</p>	<p>Classroom Maths Lab</p>	<p>Class assignme nts : Book Excercises</p> <p>Home assignme nts: Workshee t based on missing numbers</p>	<p>Project -based learning</p> <p>Problem solving Suggestive Assessment :- Worksheets Quizzes Multiple Choice Questions</p> <p>Suggestive resources/Activit ies: Liveworksheets Games on wordwall</p>

	problems	emphasized to engage meaningfully with the cognitive and conscious aspects of human experience." *Anandmayakosha,or experience of transcendence is best addressed for this age group through art and culture.	Learning Outcomes:- Basic :Subtract the given numbers. Medium - Able to solve the problems related to subtraction. Advance:Frame the subtraction stories based on daily life situations.			g the numbers seen in the surroundings. Technology: Make a PPT of 5-7 slides about subtraction facts	related to subtraction				
--	----------	--	---	--	--	---	------------------------	--	--	--	--


Month	UNIT/ LESSON No :- Lesson Name:- Concept & Sub concept	Domain & Curricular Goals (mapping with Foundational stage)	Competency & Learning Outcome	CWSN	21st Century skills	Integration	Inter-disciplinary integration	Periods	Learning Space	Assignments	Suggestive Pedagogies
August Half yearly	Unit Number -5 Name- Multiplication. Concept - Multiplication as repeated addition Sub Concepts -	Domain: Cognitive Development Developing Positive Learning Habits Curricular Goal:- CG-7 Children make sense of the world around through observation and logical thinking. CG-8 Children develop mathematical	Competency C-8.7 Recognises multiplication as repeated addition C-8.13 Formulates and solve simple mathematical problems related to the basic concept	Develop concept and communication amongst children through play activity and real life examples. Activity : Children will be divided in equal groups and then finding out total number of students using repeated addition and multiplication as well.	C's Creativity Communication(learners explain multiplication properties) Critical Thinking Collaboration. Life skills - Decision making Self awareness Problem solving.	Arts:- Drawing of square grid for lattice multiplication. Sports:- Learning multiplication through repeated addition using balls.	Language English:- Reading and vocabulary development EVS :- Multiplication is the basic operation		Classroom Mathematics Lab Playground.	Class assignments : Discussion of word problems related to multiplication. Home assignme	Learning by doing Problem solving Suggestive Assessment/Activities :- 1.Worksheet 2. Multiple-choice questions

	<p>*Multiplication of 2,3&4 digit number by 1digit number</p> <p>*Multiplication of 2&3 digit number by 2 digit number</p> <p>*Word Problems</p> <p>*Lattice multiplication .</p>	<p>understanding and abilities to recognize the world through quantities.</p> <p>Kosha - *Vijnanamaya kosha, is emphasized to engage meaningfully with the cognitive and conscious aspects of human experience." *Anandmayakosha, or experience of transcendence is best addressed for this age group through art and culture.</p>	<p>of multiplication .</p> <p>Learning Outcome Basic : Revise basic terms and rules related to multiplication .</p> <p>Medium : Read, identifies and solve the problems given in the book using gained knowledge.</p> <p>Advance : Frame and solve word problems related to multiplication .</p>	<p>CWSN ASSISTIVE LEARNING : https://youtu.be/BZ41Fh2MEVw</p>		<p>Scientific temper:- Framing word problems related to multiplication.</p> <p>Technology:- Solving online worksheets related to multiplication.</p>	<p>used to find distance if speed and time is given.</p> <p>Art:- Drawing square grids for doing lattice multiplication</p> <p>Music:- Learning tables 2 to 10 in rhythmic way.</p>			<p>nts : Framing word problems related to multiplication.</p>	<p>3. Lower order thinking skills questions</p> <p>4. HOTS questions</p> <p>Suggestive Resources/Activities</p> <p>liveworksheets.com</p>
Month	UNIT/ LESSON:- Number-Lesson No Name:- CONCEPT:-	Domain & Curricular Goals (mapping with Foundational stage)	Competency & Learning Outcome	CWSN	21st Century skills	Integration	Inter-disciplinary integration	Periods	Learning Space	Assignments	Suggestive Pedagogies
August Half Yearly	<p>Unit Number -6</p> <p>Unit Name- Division</p> <p>Concept - Division as repeated</p>	<p>Domain: Cognitive Development</p> <p>Developing Positive Learning Habits</p> <p>Curricular Goal:- CG-7 Children make sense of the world</p>	<p>Competency C-8.7 Recognises division as equal sharing and repeated subtraction Learning</p>	<p>Develop concept and communication amongst children through play activities and real life examples.</p> <p>Activity : Few</p>	<p>C's Creativity Critical Thinking, Collaboration.</p> <p>Life skills : Decision making Problem Solving.</p>	<p>Arts:- To find the division facts using 10by 10 multiplication grid. Use of</p>	<p>Language English:- Reading and understanding the theme of Unity in</p>	9	Classroom Mathematics Lab	<p>Class assignments : Discussion of problems related to</p>	<p>Project based learning (Discussing real life problems) Keeping a specified number of chocolates in a</p>

	<p>subtraction/ equal sharing</p> <p>Sub Concepts *Meaning of Division and terms associated with division *Dividing 2&3 three digit numbers by 1 digit number (with and without remainder) *Dividing 2&3 digit numbers by 1 digit number by regrouping. *Division by 10. *Word problems *Framing word problems</p>	<p>around through observation and logical thinking. CG-8 Children develop mathematical understanding and abilities to recognize the world through quantities. Kosha - *Vijnanamaya kosha, is emphasized to engage meaningfully with the cognitive and conscious aspects of human experience." *Anandmayakosha, or experience of transcendence is best addressed for this age group through art and culture.</p>	<p>Outcomes Basic: Understands meaning of division and terms associated with division. Medium: Experience equal sharing and grouping and connecting them mathematically in their own context. For example, sharing of equal number of sweets among children. Advance: Solve real life problems using division facts like how to handle money, how to get equal share etc.,</p>	<p>eatables / stationery items such as toffees / scale etc will be displayed on a table. The child will be asked to start dividing the items equally among two children. *Youtube video, explaining the concept of division through animation, taking real life examples. https://youtu.be/wb kHv9zcGhI</p>		<p>Paper folding activities, Tangram activities, Cake slicing activities, to emphasize the concept of Division.</p> <p>Sports:- Using balls (or members in a team) to explain the concept of division as repeated subtraction.</p> <p>Scientific temper:- Relationship between multiplication and division, Finding out division facts from given multiplication facts. Discussing various real life situations</p>	<p>Strength and the implications of division (eg the story of a bundle of sticks)</p> <p>EVS- To share food items like cake, pizza etc., equally among friends, family</p> <p>Art:- To find the division facts using 10 by 10 multiplication grid. (Colouring as per a division pattern to get different patterns in the grid)</p> <p>Music:- Learning multiplication tables</p>		<p>division given in the book. Home assignments : Framing word problems related to division and solving online worksheets available. Printed worksheets, having easy, medium and complex problems of Division.</p>	<p>carton and dividing them equally among the students present in the class. How many does each get? Problem solving Suggestive Assessment :- 1. Worksheets 2. Multiple-choice questions 3. Lower order thinking skills questions For example: Draw 10 cherries. Make groups (by drawing circles) to divide these equally among 5 children. 4. HOTS questions Suggestive resources/Activities Live worksheets.com</p>
--	--	---	---	---	--	--	--	--	--	--

						and identifying which out of the two, Multiplication/ Division would be used. Technology:-PPT, Video links.	from 2 to 10 in rhythmic way. (Dividing a song into different segments and singing in a collaborative manner)				
Month	UNIT/ LESSON:- Number-Lesson No Name:-	Domain & Curricular Goals (mapping with Foundational stage)	Competency & Learning Outcome:	CWSN	21st Century skills	Integration	Inter-disciplinary integration	Periods	Learning Space	Assignments	Suggestive Pedagogies
September Half Yearly	UNIT/ LESSON:- Number-Unit No 7 Name:- Fractions Concept: Fractions Sub Concepts: *Shading of Fractions *Making a fraction *Parts of a collection *Like and Unlike fraction *Equivalent Fractions *Comparison of	Domain: 2.4.3 Cognitive Development Curricular Goal:- CG-7 Children make sense of the world around through observation and logical thinking. CG-8 Children develop mathematical understanding and abilities to recognize the world through quantities. Kosha - *Vijnanamaya kosha, is emphasized to engage meaningfully with the cognitive and conscious aspects of human experience."	Competency : C-7.2 Observes and understands different categories of objects and relationships between them. Observes and understands cause and effect relationships in nature by forming simple hypothesis and uses observations to explain their hypothesis.	Develop concept and communication amongst children through play activities and real life examples . Activity : Make a bird using fractions of different shapes (Circle - 2parts, Square- 4 parts etc)	C's : Collaboration Critical thinking Life skills : Analytical thinking Problem solving Creative Thinking	Arts:- Showing Equivalent Fractions using figures such as rectangles Sports:- Kaboom game To explain the concept of equivalent fraction Scientific temper:- The students will observe	Language English:- Communicating a given fraction using a complete sentence, 1/4 ,one part out of 4 equal parts EVS- Dividing a pizza equally among family members. Art:- Shade the		Classroom Maths Lab	Class assignments : Book exercises Home assignments : Make a fraction wheel	Project -based learning : Model of fraction Problem solving Suggestive Assessment :- Worksheet Suggestive resources/Activities : Liveworksheets.com Games on wordwall

	Fractions *Ascending and descending order	*Anandmayakosha, or experience of transcendence is best addressed for this age group through art and culture.	C-7.3 Uses appropriate tools and technology in daily life situations Learning Outcomes:- Basic : Understands the basic format of the fraction (Numerator , Denominator) Medium : Differentiate between like and unlike fractions, find equivalent fraction and compare the given fractions. Advance: Use the knowledge of fractions in day to day life and solve the given questions on their own.			and identify fractions in nature. Technology:-PPT and related videos will be shown.	given fraction. Music: A song related to fractions.				
Month:	UNIT/ LESSON:- Number- 8 Name:- Measurements	Domain & Curricular Goals (mapping with Foundational stage)	Competency & Learning Outcome	CWSN	21st Century skills	Integration	Inter-disciplinary integration	Periods	Learning Space	Assignments	Suggestive Pedagogies

October PT-2	<p>No 8 Unit Name : Measurements</p> <p>CONCEPT: Measurement of Length, Mass and Capacity</p> <p>Sub Concepts:- *Units of Length *Conversions of units of Length *Addition, Subtraction, Multiplication and Division of units of Length *Word Problems based on four basic operations of units of length *Units of Weight *Conversions of units of Weight *Addition, Subtraction, Multiplication and Division of units of Weight *Word</p>	<p>Domain: Cognitive Development Developing Positive Learning Habits</p> <p>Curricular Goal:- CG-7 Children make sense of the world around through observation and logical thinking. CG-8 Children develop mathematical understanding and abilities to recognize the world through quantities. Kosha - *Vijnanamaya kosha, is emphasized to engage meaningfully with the cognitive and conscious aspects of human experience." *Anandmayakosha, or experience of transcendence is best addressed for this age group through art and culture.</p>	<p>Competency - C-7.1 Observes and understands different categories of objects and relationships between them. C-8.9 Performs simple measurements of length, weight and volume of objects in their immediate environment.</p> <p>Learning Outcomes:- Basic:(CG7) Identifies units of length, mass and capacity. Medium: (CG8) Add, subtract, multiply and divide units of length, mass and capacity. Advance: (CG8) Solves word problems based on</p>	<p>Develop concept and communication amongst children through play activities and real life examples Please ask the Special Educator by means of Story telling and use of visuals</p>	<p>C's : Creativity Communication Critical thinking Collaboration</p> <p>Life skills: Problem solving</p>	<p>Arts:- Draw two objects each measured in centimetre , grams and millilitres</p> <p>Sports:- Relay Race to be organised for the concept of length</p> <p>Scientific temper:- Estimating the measurements, weighing different objects in math lab</p> <p>Technology:- Make PPT on Non Standard Units of Measurement, Activity to measure the length of maths lab with Standard</p>	<p>Language English:- Reading word problems</p> <p>EVS:- Measure the height of family members using Handspan</p> <p>Art:- Draw and colour the objects measured in cm,grams and ml</p> <p>Music: Composing and singing a poem on Measurement</p>	<p>Maths Lab Classroom, surroundings</p>	<p>Class assignments : Book Exercises</p> <p>Home assignments: Estimate the length of different objects using non standard units</p>	<p>Project -based learning</p> <p>Problem solving</p> <p>Suggestive Assessment : Worksheet , Measure length of your dining table and bed</p> <p>Suggestive Resources /Activities Liveworksheets Measuring Activities , Byju's videos available on YouTube </p>
-----------------	--	--	---	---	---	---	---	--	--	---

	Problems based on four basic operations of units of Weight *Units of Capacity *Conversion s of units of Capacity *Addition, Subtraction, Multiplicatio n and Division of units of Capacity *Word Problems based on four basic operations of units of Capacity		units of length, mass and capacity.			and non standard methods of measurement					
Month:	UNIT/ LESSON:- Number- Name:-	Domain & Curricular Goals (mapping with Foundational stage)	Competency & Learning Outcome	CWSN	21st Century skills	Integration	Inter-disciplinary integration	Periods	Learning Space	Assignments	Suggestive Pedagogies
November PT-2	Unit No 9 Unit Name: Geometrical Shapes *Plane shapes * Solid Shapes * Tiling * Tangrams Sub-Concepts	Domain: Cognitive Development Developing Positive Learning Habits Curricular Goal:- CG-7 Children make sense of the world around through observation and logical thinking. CG-8 Children	Competency C 8.8 Recognises basic geometric shapes and their observable properties C8.12 Develops adequate vocabulary for	Develop concept and communication amongst children through play activities and real life examples. Activity : The child will be asked to pick up specific coloured object around and tell its shape, use the tangram pieces to	C's : Creativity Critical thinking Communication skills Life skills: Problem solving	Arts:- Drawing of shapes with real objects Draw a joker using different shapes Sports:- Using shapes of	Language - English:- Vocabulary development, reading EVS:- Find buildings in your	6	Class-room Maths-lab Playground	Class assignments - *Discuss the objects having different shapes *To join the different tangram	Project -based learning Learning by doing Problem solving- matching of shape with real life objects. Suggestive

	<p>*2- Dimensional shapes</p> <p>*3- Dimensional shapes</p> <p>* Edges, corners, faces of shapes</p> <p>*Comparison of 2-D and 3-D shapes</p>	<p>develop mathematical understanding and abilities to recognize the world through quantities.</p> <p>Kosha - Vijnanamaya kosha, is emphasized to engage meaningfully with the cognitive and conscious aspects of human experience.</p>	<p>comprehending concepts and procedures related to shapes.</p> <p>Learning Outcomes:-</p> <p>* Basic: (CG7) Determine about Line segment, Ray, curved lines, Straight line etc..</p> <p>Demonstrate and apply the concepts with daily life situations</p> <p>* Medium:(CG7) Identify and differentiate between 2D and 3D shapes around themselves , compare the third dimension added to shapes</p> <p>*Advance: (CG 8) Measure different shapes using standard and non standard measures</p>	<p>make a design</p> <p>HI</p> <p>VI</p> <p>LD</p> <p>Autism</p> <p>Cerebral palsy</p> <p>Speech disability</p>		<p>blocks available like cones, rectangles, balls and make a hurdle race</p> <p>Scientific temper: Helping students to develop scientific temper for shapes by finding shapes in their surroundings, buildings, objects.</p> <p>Technology:-Make a PPT of shapes</p>	<p>surrounding which have different shapes</p> <p>Art:- Drawing of a scenery using different shapes</p> <p>Use Mandala art</p> <p>Draw a joker using different shapes</p> <p>Music:- Poem based on shapes will be recited.</p>		<p>pieces to make the animals such as goat , dog, camel etc.</p> <p>Art integrate d activity</p> <p>Home assignments- *Make any one tiling pattern found in your surroundings. *Collect two examples of each cuboidal , conical and spherical shapes.</p>	<p>Assessment :- Class test, online quizzes</p> <p>Suggestive resources/ Activities :</p> <p>*Sorting the given objects according to the category of 2D / 3D shapes.</p> <p>* Use tangram pieces to make a flower of your choice.</p>
--	---	---	--	---	--	--	--	--	---	---

Month	UNIT/ LESSON:- Number- Name:-	Domain & Curricular Goals (mapping with Foundational stage)	Competency & Learning Outcome:	CWSN	21st Century skills	Integration	Inter- disciplinar y integratio n	Periods	Learning Space	Assignme nts	Suggestive Pedagogies
Decem ber	UNIT/ LESSON:- Number- 10 Name:- Time Concept: Telling Time Sub Concepts: *Minute hand and Hour hand * Telling Time to the correct 5 minutes * Reading Time to the next hour * Concept of 'to' and 'past' * am and pm * Time Conversions - Hours into minutes - Minutes into seconds - Hours into seconds * Reading A Calendar - The	Domain: Cognitive Development Curricular Goal CG-7 Children make sense of the world around through observation and logical thinking. CG-13 Children develop habits of learning that allow them to engage actively in formal learning environments like a school classroom Kosha - *Vijnanamaya kosha, is emphasized to engage meaningfully with the cognitive and conscious aspects of human experience." *Anandmayakosha,o r experience of transcendence is best addressed for this age group through art and culture.	Competency : C-8.10 Performs simple measurement s of time in minutes, hours, day, weeks, and months C-13.1 Attention and intentional action: Acquires skills to plan, focus attention, and direct activities to achieve specific goals Learning Outcomes:- Basic : Use of vocabulary about Time and Calendar through discussion and story telling. Medium : To read a clock and calendar. Advance: *	Explain the concept of Time with the use of real clock and taking real life situations. Activity : To show different times on the model of clock.	C's : Communication Collaboration Creative thinking Critical thinking Connectedness Life skills : * Problem solving * Analytical thinking * Time management	Arts:- Show beautifully the names of all the months in a year. - Use red colour for the months having 31 days. - Use blue colour for the months having 30 days. - Use brown colour for the month having 28/29 days. Sports:- Note the time taken to complete 1m race in minutes. Convert	Language English:- Reading Time and Calendar EVS- Planning day-to- day activities Art:- Colour the birth dates of your family members on calendar . Music: Poem on 'Time'	10	Classroo m Maths Lab Activity Room	Class assignme nts : Book Exercises Home assignme nts : Plan your day, mentioni ng time at which you will carry out all the activities.	Project -based learning : Make a model of the clock. Make calendar of your birthday month. Problem solving Suggestive Assessment :- Worksheet with all the concepts explained Suggestive resources/Activi ties : Quizzes Story telling

	Knuckle Trick * Calendar Conversions - Months into Days - Weeks into Days - Days into Hours * Time Line		Reads the time correctly to the hour using a clock/watch. * Identifies a particular day and date on a calendar.			this time in seconds and hours. Scientific temper:- Make your study time-table. Technology: Use of ppt and animation videos.					
Month	UNIT/ LESSON:- Number- Name:-	Domain & Curricular Goals (mapping with Foundational stage)	Competency & Learning Outcome:	CWSN	21st Century skills	Integration	Inter-disciplinary integration	Periods	Learning Space	Assignments	Suggestive Pedagogies
Jan Annual Exam	UNIT/ LESSON:- Number- Name:- Concept: Sub Concepts: Number- 11 Name:- Money Concept: Importance and usage of money and basic operations on money Sub Concept	Domain: Cognitive Development Curricular Goal CG-7 Children make sense of the world around through observation and logical thinking CG-8 Children develop mathematical understanding and abilities to recognize the world through quantities, shapes, and measures.	Competency : C-7.1 Observes and understands different categories of objects and relationships between them. C-8.2 Identifies and extends simple patterns in their surroundings, shapes, and	Explain the concept of money with real life situations. Activity : A mini marketplace with playmoney	C's : Collaboration Critical Thinking Life skills : Problem Solving Decision Making Creative thinking	Arts:- Trace coins and have fun Sports:- Play mini bazaar with fake play money Scientific	Language English:- Make a conversation about purchasing a toy from a shop EVS- Discuss the importance of money Art:- Trace		Maths Lab Surroundings	Class assignments : Book exercises Home assignments : Role play shopkeeper and customer with your parents	Project -based learning : Problem solving Suggestive Assessment :- Worksheet with all the concepts explained Suggestive resources/Activities : Quizzes, liveworksheet.com

	<ul style="list-style-type: none"> - * Identification of various denominations * Adding up given denomination in rupees/coins * Writing given amount in figures * Writing given amount in words * Conversion of money * Addition and subtraction of money * Word problems * Making bills * Data Interpretation 	<p>Kosha -</p> <p>*Vijnanamaya kosha, is emphasized to engage meaningfully with the cognitive and conscious aspects of human experience."</p> <p>*Anandmayakosha, or experience of transcendence is best addressed for this age group through art and culture.</p>	<p>numbers.</p> <p>Learning Outcomes:-</p> <p>Basic : (CG 7)To be able to identify various denominations of money available in the market</p> <p>Medium : (CG8)To be able to understand and do basic operations on money</p> <p>Advance: (CG8)To be able to make bills and read data.</p>			<p>temper:-</p> <p>Understanding money operations in daily life situations></p> <p>Children can do role play or scene of a marketplace where one of them is a shopkeeper and another one is a customer.</p> <p>Technology: Make a PPT to show coins and denominations used in earlier times</p>	<p>coins and have fun</p> <p>Music: Sing 2 songs from bollywood having the word "paisa" in it</p>				
Month	UNIT/ LESSON:- Number- Lesson No 12 Name:-	Domain & Curricular Goals (mapping with Foundational stage)	Competency & Learning Outcome:	CWSN	21st Century skills	Integration	Inter-disciplinary integration	Periods	Learning Space	Assignments	Suggestive Pedagogies

Jan Annual Exam	<p>UNIT/ LESSON:- Number- 12 Name:- Symmetry and Patterns</p> <p>Concept: Importance and usage of Symmetry and Patterns in day to day life.</p> <p>Sub Concept - * Line of symmetry * Symmetry in English Alphabets * Patterns in numbers. * Patterns in alphabets. * Patterns in designs * Odd and even numbers * Rules with odd and even numbers.</p>	<p>Domain: Cognitive Development Developing Positive Learning Habits</p> <p>Curricular Goal CG-7 Children make sense of the world around through observation and logical thinking CG-8 Children develop mathematical understanding and abilities to recognize the world through quantities, shapes, and measures.</p> <p>Kosha - *Vijnanamaya kosha, is emphasized to engage meaningfully with the cognitive and conscious aspects of human experience." *Anandmayakosha, o r experience of transcendence is best addressed for this age group through art and culture.</p>	<p>Competency : C-7.1 Observes and understands different categories of objects and relationships between them. C-8.2 Identifies and extends simple patterns in their surroundings, shapes, and numbers.</p> <p>Learning Outcomes:- Basic : To be able to identify symmetrical objects and patterns around in surroundings.</p> <p>Medium : Enlist symmetrical alphabets , numbers and complete the patterns in alphabets , numbers , designs.</p> <p>Advance: Solve the</p>	<p>Explain the concept of symmetry and patterns with real life situations.</p> <p>Activity : A sheet with a half drawn butterfly will be provided to the students , the child to draw the other half of butterfly on dotted line and colour as per their choice.</p>	<p>C's : Collaboration Critical Thinking</p> <p>Life skills : Problem Solving Decision Making Creative thinking</p>	<p>Arts:- Draw a flower , tree and smiley , draw a line of symmetry to divide in two parts.</p> <p>Sports:- The students to do skipping for odd and even number of times , and announce the highest scorer as the winner.</p> <p>Scientific temper:- The students to enlist the patterns seen in nature.</p> <p>Technology: The students to make pattern using shapes on desktop.</p>	<p>Language English:- Speak on importance of symmetry , patterns in our lives and communicate on the topic. EVS- Collecting and pasting leaves and petals with symmetry and also form a pattern out of it .</p> <p>Art:- Draw a tiling pattern in notebook and colour it .</p>	<p>Maths Lab</p> <p>Surroundings</p>	<p>Class assignments : *Complete the given pattern *Solve the book exercises.</p> <p>Home assignments : Take some easily available material such as buttons/ black gram/ Kidney beans etc. and start making pairs of it. Count the number of pairs and arrange in a pattern on a sheet of paper.</p>	<p>Project -based learning : Problem solving</p> <p>Suggestive Assessment :- Worksheet with all the concepts explained</p> <p>Suggestive resources/Activities : Quizzes</p>
-----------------	---	--	---	---	---	---	--	--	---	--

Month	UNIT/ LESSON:- Number- Lesson No Name:-	Domain & Curricular Goals (mapping with Foundational stage)	Competency & Learning Outcome:	CWSN	21st Century skills	Integration	Inter- disciplinar y integratio n	Periods	Learning Space	Assignme nts	Suggestive Pedagogies
Feb Annual Exam	UNIT/ LESSON:- Number- 13 Name:- Data Handling Concept: Sub Concepts: * Scale (1 book= 5 books) * Pictograph * Bar Graph	Domain: Cognitive Development Developing Positive Learning Habits Curricular Goal CG-7 Children make sense of world around through observation and logical thinking CG-8 Children develop mathematical understanding and abilities to recognize the world through quantities, shapes, and measures Kosha - * Vijnanamaya kosha, is emphasized to engage meaningfully with the cognitive and conscious aspects of human experience. *Anandmayakosha,o r experience of transcendence is best addressed for this	Competency : C-7.1 Observes and understands different categories of objects and relationships between them C-8.1 Sorts objects into groups and sub-groups based on more than one property. Learning Outcomes:- Basic : To observe the pattern amongst the group of objects. Medium : Interpret the given information in pictograph,ba r graph and answer the	Develop concept and communication amongst children through play activities and real life examples. Activity: Ball Room Activity: Pick up Red(5) Green(2)and Yellow (3) balls . Keep them in separate baskets. Which colour balls are the maximum? Which colour balls are minimum? The total number of balls are:___	C's : Collaboration Communication Life skills : Decision Making Problem Solving	Arts:- Draw a pictograph of liking of eatables (5 types) of your friends. Sports:- Different sports items such as bat , rings , skipping ropes ,basketball s to be kept. Related questions will be asked. Scientific temper:- Explaining the students about the importanc	Language English:- A story to be formed on the given pictograp h data with a moral value. EVS- Age of family members will be shown on graph by taking a proper scale. Art:- Collect the informati on of liking of different tiffin items of your 5		Maths Lab Surroun dings	Class assignme nts : Book exercises Home assignme nts : Write the names of your 10 friends . Write the number of times the vowels are appearin g in each name. Make a bar graph of the number of vowels in each name.	Project -based learning : Problem solving Suggestive Assessment :- Worksheet Suggestive resources/Activi ties : Mental Maths worksheet

		age group through art and culture.	related questions. Advance: Representing the given data using pictograph and bar graph.			e of knowledge of the graphs in life. Technology: An exercise of Compu Maths given in textbook to be done. Page number 207 of Learning Maths 3	friends. Draw a pictograph and colour it.				
--	--	------------------------------------	--	--	--	---	---	--	--	--	--

Class: III

Subject: EVS

<u>Term I</u> <u>Report Card will consist of 100 marks</u>		<u>Term II</u> <u>Report Card will consist of 100 marks</u>	
<u>Periodic Test I- July</u> (30% syllabus- MM 40) (Weightage in Report Card- 10 marks)	<u>Half- Yearly Exam- September</u> (50% syllabus- MM 80) (Weightage in Report Card- 80 marks)	<u>Periodic Test II- December</u> (30% syllabus- MM 40) (Weightage in Report Card- 10 marks)	<u>Annual Exam- March</u> (Syllabus will have 10% of Term I and entire syllabus of Term II) (Weightage in Report Card- 80 marks)
Apr- Lesson-1 My Family	Aug- Lesson-7 The Food We Eat	Oct-Lesson-9 The House we Live In	Dec-Lesson-13 Communication
Lesson-2 Plants Around Us		Lesson-10 Our Neighbourhood	

May-Lesson-3 Leaves in Our Lives	Sep-Lesson-8 Cooking Food	Nov-Lesson-11 The Water we Drink	Jan- Lesson-14 Making Pots
Lesson-4Animals Around Us		Lesson-12 Going Places	
July-Lesson-5 Birds - Our Feather Friends			Feb- Lesson-15 Textiles
Lesson-6 The Work Around Us			
	<ol style="list-style-type: none"> 1. Note Book Submission MM 25 (Weightage 5 Marks) 2. Subject Enrichment Activity MM 25 (Weightage 5 Marks) 		<ol style="list-style-type: none"> 1. Note Book Submission MM 25 (Weightage 5 Marks) 2. Subject Enrichment Activity MM 25 (Weightage 5 Marks)


REPORT CARD WILL CONSIST OF 100 MARKS

REPORT CARD WILL CONSIST OF 100 MARKS

Evaluation	% syllabus	Maximum marks	Weightage	Evaluation	% syllabus	Maximum marks	Weightage
Periodic Test I- July	30%	40 marks	10 marks	Periodic Test II- December	30%	40 marks	10 marks
Note Book Submission	---	25 marks	5 marks	Note Book Submission	---	25 marks	5 marks
Subject Enrichment Activity	----	25 marks	5 marks	Subject Enrichment Activity	----	25 marks	5 marks
Half Yearly - September	50%	80 marks	80 marks	Annual Exam - March	10% syllabus of Term I and entire syllabus	80 marks	80 marks

					of Term II		
--	--	--	--	--	-------------------	--	--

Month	UNITY/ LESSON	Domain & Curricular Goals (mapping with Foundational stage)	Competency & Learning Outcome	21st Century skills	Integrating AWES initiatives	Interdisciplinary integration	Learning Space (Suggestive)	Assignments(Suggestive) (Observation,Checklist, Worksheets,Rubrics,Portfolios)	Pedagogies (Suggestive)
No of Period s									



<p>April 22-25 Days</p> <p>8 to 9 periods</p>	<p>Lessonno.1</p> <p>Name- My Family</p> <p>Concept:</p> <p>Family and Friends</p> <p>Sub-Concepts-</p> <p>Families and their types.</p> <p>Family members ,valuesand habits.</p> <p>Hereditary features.</p> <p>Old and physically challenged people.</p>	<p>Domain:</p> <p>Socio Emotional and Ethical Development</p> <p>Curricular Goal:</p> <p>CG-4:</p> <p>Children develop emotional intelligence</p>	<p>PANCHKOSHAVIKAS:</p> <p>MANOMAYAKOSHA</p> <p>C4.1</p> <p>Starts recognizing 'self' as an individual belonging to a family and community</p> <p>Learning Outcome:</p> <p>Basic:</p> <p>Expresses the concept of a family and can interrelate the diversity in family types. Can draw simple family tree.</p> <p>Medium:</p> <p>Exhibits values and habits appreciate qualities and skills of family members.</p> <p>Advance:</p> <p>Shows sensitivity for the elderly, differently abled and diverse family set ups in surroundings.</p>	<p>LifeSkills:</p> <p>Social skills</p> <p>Communication skill</p> <p>Flexibility</p>	<p>Arts:</p> <p>Identifying traditional art forms as a family tradition and culture in India.</p> <p>Sports:</p> <p>Exploring and playing games that family play together.</p> <p>Scientific temper:</p> <p>Exploring family believes and applying rational thinking.</p> <p>Technology:</p> <p>Analyze the hereditary traits of family members in physical appearance.</p>	<p>English:</p> <p>Change the gender of given relations</p> <p>Maths:</p> <p>Find the birth year of all the family members and calculate their age in years.</p> <p>Music:</p> <p>Play antakshari with family members.</p>	<p>Classroom</p> <p>Assembly area or activity room for role play</p>	<p>Classroom Activity:</p> <p>Making a Thank you card for grandparents.</p> <p>Home Assianment:</p> <p>Exploring from elders about extended family, narrating stories related to festivals.</p> <p>Flipped classroom:</p> <p>Giving notes to study at home for discussion in class</p>	<p>Project-based learning</p> <p>Problem solving</p> <p>Role-playing</p> <p>Suggestive Assessment:-</p> <p>Reading</p> <p>Worksheet</p> <p>Multiple-choice questions</p> <p>Lower order thinking skills questions</p> <p>HOTS questions</p>
---	--	--	---	--	---	---	--	---	---

Periods	Lesson-3	(tags)							
MAY (20 Days - 22 Days) 8 to 9 periods	<p>Name: Leaves in Our Lives Concept: Leaf Diversity and its Function s Sub- Concept s :</p> <ul style="list-style-type: none"> • Parts and Function s of Leaves • Variety of Leaves Around Us • Uses of Leaves 	<p>Domain: Cognitive Domain</p> <p>CG-7: Children make sense of world around through observation and logical thinking</p> <p>Domain : Socio- Emotional and Ethical Development</p> <p>Curricular Goal: CG6</p> <p>CG 6 Children develop a positive regard for the natural environment around them</p>	<p>PANSHKOSHA VIKAS: VIJNANAMAYA KOSHA</p> <p>C-7.1: Observes and understands different categories of objects and relationships between them C 6.1 Shows care for joy in engaging with all life forms. Learning Outcome: Basic: Represents the parts of leaves through a real example or diagram. Medium: Identifies plants according to the size, shape and colour of different leaves. Describes Photosynthesis and can tell things required for it. List uses of leaves Advance: Analyse the reasons as why some plants do not have green coloured leaves Shape of the leaf depends on topography (hills/ deserts etc.)</p>	<p>LifeSkills :</p> <p>Social Skills</p> <p>Creative</p> <p>Initiative</p> <p>Critical Thinking</p>	<p>Arts:</p> <p>Make a bandhanwar using the Mango or Ashoka leaves. OR</p> <p>Shade the shapes of leaves to make greeting cards and book covers/ book marks</p> <p>Applying mehndi on the palms in different designs.</p> <p>Scientific temper: Experiment on Photosynthesis:Su nlight Is Necessary For Photosynthesis- Covering leaf with black paper partially Observation ,Collection of different leaves, smelling different plant leaves.</p>	<p>English: Opposites (eg Simple/ Compound, Rough/ Smooth)</p> <p>Maths:Make a pattern using leaf</p> <p>Music:</p>	<p>Assembly area for a role play or song on importance of plants.</p> <p>Classroom for quiz activity.</p> <p>Botanical garden for showing different types of plants</p>	<p>Classroom Activity: Draw the diagram to show photosynthesis. Analyze the given situations and tell what will happen if any required item for photosynthesis is missing . Discussion on uses of leaves. Home Assignment: Collect leaves of different shapes in sizes. paste them on colourful sheets Flipped classroom : Giving notes to study at home</p>	<p>Brainstormin g sessions</p> <p>Joyful learning</p> <p>Project- based learning</p> <p>Role-playing</p> <p>Suggestive Assessment :-</p> <ol style="list-style-type: none"> 1. Reading 2. Worksheet 6. Multiple-choice questions. 7. Lower order thinking skills questions. 8. HOTS questions <p>(PI refer to Revised Bloom's Taxonomy)</p>

Month	UNIT/ LESSON	Domain & Curricular Goals (mapping with Foundational stags)	Competency & Learning Outcome	21st Century skills	Integrating Initiatives	AWES	Interdisciplinary Integration	Learning Space (Suggestive)	Assignments(Suggestive) (Observation,Checklist, Worksheets,Rubrics,Portfolios)	Pedagogies (Suggestive)
MAY (20 Days - 22 Days) 8 to 9 periods	Lesson 4 Name: Animal Around Us Concept: Diversity inAnimals : Small and Big Sub- Concept Different types of animals on the basis of the food they eat. Different types of animals according to their shelter • Taking care of pets and domestic animals •Unwanted animals in our house	Domain: Socio- Emotional and Ethical Development Curricular Goal: CG 6 Children develop a positive regard for the natural environment around them	PANSHKOSHA VIKAS: VIJNANAMAYA KOSHA C 6.1 Shows care for joy in engaging with all life forms. Learning Outcome: Basic: Differentiates the animals On the basis of their habitat Differentiates the animals into herbivores, carnivores, omnivores and Scavengers. Medium: Gives example of different types of animals Advance: Interrelate the relationship between plants and animals and their dependency on each other. Becomes sensitised to be kind and friendly towards animals by caring for them.	Life Skills: Social Skills Initiative Critical Thinking	Arts: Make standing figures of animals to decorate the Classroom. / Mask Making Sports : .Animal Race (eg Rabbit, Frog , Elephant Race) they must try to find their partner by making the sounds of their particular animal Scientific temper: Observation ,Collection of different leaves, smelling different plant leaves. Technology Take photos of yourself while caring and helping the stray animals and share the experience in class.		Language: English: Compose a poem on your favourite animal. Math Find age span of animals (eg Dog, Bat, Fish, Lion etc) Music: Poem on animals in assembly	Assembly area for a role play showing care and empathy for animals Classroom for games Activity. Field area for games	Classroom Activity: Discussion on the their pets ,how they take care of them Home Assignment: Notice the animals around your house and watch programmes based on animals on Discovery channel, Animal Planet Or BBC Earth Flipped classroom : Giving notes to study at home for discussion in class	Brainstorming sessions Joyful learning Project- based learning Role-playing Suggestive Assessment :- 1.Reading2 .Worksheet 9. Multiple- choice questions. 10. Lower order thinking skills questions. 14.HOTS questions (PI refer to Revised Bloom's Taxonomy)
Month	UNIT/ LESSON	Domain & Curricular Goals (mapping with Foundational	Competency & Learning Outcome	21st Century skills	Integrating Initiatives	AWES	Interdisciplinary Integration	Learning Space (Suggestive)	Assignments(Suggestive) (Observation,Checklist, Worksheets,Rubrics,Portfolios)	Pedagogies (Suggestive)

Periods		(tags)							
JULY (22 Days-24 Days) No. of Periods= 10	Lesson:5 Name :Birds Our Feather Friends Concept: Important features of a bird Sub-Concepts : Common Birds around us • Part of bird's body Types of Feathers Beaksof Birds • Feet and Claws of Birds • Flight of Birds	Domain: Socio-Emotional and Ethical Development Curricular Goal: CG 6 Children develop a positive regard for the natural environment around them	PANSHKOSHA VIKAS: VIJNANAMAYA KOSHA C 6.1 Shows care for joy in engaging with all life forms. Learning Outcome: Basic: Recognizes and name the common birds around them Medium: Differentiate the feathers in their types. Summarizes the uses of beaks Advance: Classify the birds according to their feet and claws Develops empathy towards birds and can observe the beauty of nature in all living things. Observe the similarity between airplane and birds body	Life Skills: Collaborative Adaptability Social Skills Initiative Critical Thinking	Arts: Make a bird feeder with waste water bottles for your garden or balcony. Draw and colour your favourite bird Scientific temper: Analyze the Physical features of birds for adaptation	Language: English: Narrate a story on birds with a moral value Math Find the weight of five birds and arrange them in ascending order Music: Poem or song on birds in assembly	Assembly area for a role play showing care and empathy for birds Classroom for drawing the bird and narrating stories based on Birds. Garden or School Playground to observe the different types of Birds.	Classroom Activity: Drawing the bird and narrating stories based on birds. Write five lines on how birds are useful to us. OR narrating stories based on birds. Home Assignment: Make a bird feeder with waste water bottles for your garden or balcony. Observe the birds around your house and watch programs based on birds on Discovery channel, Animal Planet Or BBC Earth Flipped classroom : Giving notes to study at home for discussion in class	Brainstorming sessions Joyful learning Project-based learning Role-playing Suggestive Assessment :- 1. Reading 2 .Worksheet 11. Multiple-choice questions. 12. Lower order thinking skills questions. 14. HOTS questions (PI refer to Revised Bloom's Taxonomy)

Periods		(tags)								
August No. of Periods=9	Lesson-7 Name: The Food We Eat Concept: Food Sub-Concepts : Importance of food •Nutrients in Food •Different types of food groups •Value of milk, water and roughage in the diet • Food habits of people •Balanced Diet •Healthy Eating habits	Domain: Physical Development Curricular Goal: CG-1 Children develop habits that keep them healthy and Safe. SDG-2 Improved Nutrition	PANSHKOSHA VIKAS: ANNAMAYA KOSHA C 1.1 Shows a liking for and understanding of nutritious food and does not waste food Learning Outcome: Basic: Give reasons for needing food Name the nutrients present in food Medium: Differentiate the food into different food groups according to the nutrients present in them. Advance: Students get sensitized about not wasting food and sharing extra food with needy people	Life Skills: Collaborative Adaptability Social Skills Initiative Critical Thinking	.Arts: Dinner Thali : Prepare your dinner by drawing pictures of your favourite food items in a dinner plate Scientific temper: Knowing the nutrients in different food items. Eating a balanced diet. Technology Use internet to find nutritional value of your favourite food items	Language: English: Recite a short poem on your favourite food. Math Read the wrapper of your favourite biscuit (MRP, Ingredients, Weight, Packing date)	Classroom for presenting their poem and sharing the sprout salad with their friends. Activity Room for role play on healthy eating habits.	Classroom Activity: Dinner Thali : Draw or paste pictures of your favourite food items in an empty dinner plate Home Assignment: Find and learn a short poem on your favourite food. Non fire cooking time: sprout salad Flipped classroom : Giving notes to study at home for discussion in class	Brainstorming sessions Joyful learning Project-based learning Role-playing Suggestive Assessment :- 1. Reading 2. Worksheet 15. Multiple-choice questions. 16. Lower order thinking skills questions. 14. HOT Questions (PI refer to Revised Bloom's Taxonomy)	
Month	UNIT/ LESSON	Domain & Curricular Goals (mapping with Foundational stage)	Competency & Learning Outcome	21st Century skills	Integrating Initiatives	AWES	Interdisciplinary Integration	Learning Space (Suggestive)	Assignments(Suggestive) (Observation, checklist, Worksheets, Rubrics, Portfolios)	Pedagogies (Suggestive)
SEPTEMBER 10 DAYS No. of Periods=	Lesson : 8 Name: Cooking Food	Domain: Physical Development Curricular Goal: CG-1	PANSHKOSHA VIKAS: ANNAMAYA KOSHA C 1.1 Shows a liking for and understanding of nutritious food	Life Skills: Collaborative Adaptability	Arts: Draw 5 food items each that we get from plants and animals.		Language: English: Write the recipe of your favourite dish	Classroom for the activity :Guess the ingredient. Activity	Classroom Activity: Learn and write the Hindi and English names of the spices shown to you .	Brainstorming sessions Joyful learning Project-

9	<p>Concept: Food</p> <p>Sub-Concepts :</p> <ul style="list-style-type: none"> • Food from Plants and Animals • Raw and Cooked Food • Methods of cooking food • Vessels used for cooking • Eating in a family • Cultural Diversity in food 	<p>Children develop habits that keep them healthy and safe.</p> <p>SDG-2 Improved Nutrition</p>	<p>and does not waste food</p> <p>Learning Outcome: Basic: Observe and Identify different cooking methods used in their homes</p> <p>Medium: List the stoves used for cooking and fuel used in them.</p> <p>Categorise the vessels used for cooking according to the cooking methods.</p> <p>Advance: Discuss and compare the changes From your grandmother's kitchen to your mother's kitchen. Appreciates the cultural diversity in food.</p>	<p>ility</p> <p>Social Skills</p> <p>Initiative</p> <p>Critical Thinking</p>	<p>Sports : Guess the ingredient : Children will interchange their lunch boxes and will guess the name of the main ingredient of the dish .</p> <p>Scientific temper: Selects correct quantity of ingredient to make a dish Observe different cooking styles and different temperatures needed for cooking in different styles and the utensils used</p>	<p>Maths : Find the correct quantity of ingredients needed to prepare your favourite dish</p>	<p>Room : Learn and write the Hindi and English names of the spices shown to you .</p>	<p>Home Assignment: Prepare a banana chaat and Use your creativity to garnish and to decorate the plate.</p> <p>Flipped classroom : Giving notes to study at home for discussion in class</p>	<p>based learning</p> <p>Role-playing</p> <p>Suggestive Assessment :-</p> <p>1. Reading 2. Worksheet 17. Multiple choice questions. 18. Lower order thinking skills questions. 14. HOTS questions</p> <p>(PI refer to Revised Bloom's Taxonomy)</p>
Month	UNIT/ LESSON	Domain & Curricular Goals (mapping with Foundational stages)	Competency & Learning Outcome	21st Century skills	Integrating AWES Initiatives	Interdisciplinary Integration	Learning Space (Suggestive)	Assignments(Suggestive) (Observation, Checklist, Worksheets, Rubrics, Portfolios)	Pedagogies (Suggestive)
No of Periods									
October 21-24 Days	<p>Lesson 9</p> <p>Name- The House We Live In.</p> <p>Concept: House Diversity.</p> <p>Sub-concepts</p>	<p>Domain: Cognitive Domain</p> <p>Curricular Goal:</p> <p>CG-7</p> <p>Children make sense of the world around them through observation</p>	<p>PANCHKOSHAVIKAS-VI JNANAMAYAKOSH</p> <p>C-7.1</p> <p>Observes and understands different categories of objects and relationships between them.</p> <p>Learning Outcome:</p>	<p>Collaboration</p> <p>Communication of thoughts</p> <p>Critical thinking</p>	<p>Arts:</p> <p>Draw a sketch of your house.</p> <p>Scientific temper:</p> <p>Analyze different</p>	<p>Maths:</p> <p>Find the height of tallest sky scraper of the world</p> <p>Music:</p> <p>Sing a song on the importance of cleanliness.</p>	<p>Classroom or quiz activity</p> <p>Assembly area for role play or song on the importance of Cleanliness</p>	<p>Classroom Activity:</p> <p>Quiz On Types Of houses.</p> <p>Make blue and green dustbin and write their usage.</p> <p>Discussion on the importance and types of houses and the ways to keep it clean.</p>	<p>Joyful method</p> <p>Project-based learning</p> <p>Problem solving</p> <p>Role playing</p>

of Periods =7	<p>Importance Of houses.</p> <p>Different types of houses.</p> <p>Some Unusual houses.</p> <p>Decorating and cleaning our houses.</p>	<p>on and logical thinking.</p>	<p>Basic:</p> <p>Identify Houses on the basis of material used.</p> <p>Medium:</p> <p>Identify Houses depending upon the culture and climate of the place.</p> <p>Advance:</p> <p>Understand the need of a clean and ideal house and shelter for all other creatures</p>		<p>materials used for building houses at different geographical places.</p>	<p>Technology:</p> <p>Make a house using 3D paint.</p>	<p>Field trip inside the school to show different structures and proper management of waste in the school.</p>	<p>Home Assignment:</p> <p>Know your peer-prepare four questions each related to house and ask your friend.</p> <p>Flipped classroom:</p> <p>Giving notes to study at home for discussion in class</p>	<p>Peer teaching</p> <p>Suggestive Assessment:-</p> <p>1. Reading 2</p> <p>. Worksheet</p> <p>3. Multiple-choice questions</p> <p>4. Lower order thinking skills questions.</p> <p>5. HOTS questions</p>
---------------	---	---------------------------------	---	--	---	---	--	--	---

Month	UNIT/ LESSON	Domain & Curricular Goals (mapping with Foundational stage)	Competency & Learning Outcome	21st Century skills	Integrating AWES Initiatives	Interdisciplinary Integration	Learning Space (Suggestive)	Assignments (Suggestive) (Observation, Checklist, Worksheets, Rubrics, Portfolios)	Pedagogies (Suggestive)
October No. of Periods =9	<p>Lesson 10</p> <p>Name:</p> <p><u>Our Neighborhood</u></p> <p>Concept:</p> <p>Mapping my neighbourhood</p> <p>Sub-concepts</p> <p>Neighbourhood, Places</p>	<p>Domain: Cognitive Development</p> <p>Curricular Goal:</p> <p>CG-7</p> <p><u>Children make sense of the world around them through observation and logical thinking.</u></p>	<p>PANCHKOSHAVIKAS: VIJNANAMAYAKOSH</p> <p>C-7.3</p> <p>Use appropriate tools and technology in daily life situations and for learning.</p> <p>Learning Outcome:</p> <p>Basic:</p> <p>Identify the places in their neighbourhood and be able to find</p>	<p>Information literacy</p> <p>Critical thinking</p> <p>creativity</p>	<p>Arts:</p> <p>Draw a map of the route from your house to the nearest shop.</p> <p>Scientific temper:</p> <p>Observe and make a list of the landmarks in your locality and also write</p>	<p>Maths:</p> <p>Write their own house address with PIN code</p> <p>Music:</p> <p>Sing a song on the importance of keeping your neighbourhood neat and clean</p>	<p>Classroom or mapwork. School ground for finding out the directions.</p> <p>Field trip inside the school to show the different places in the plan</p>	<p>Classroom Activity:</p> <p>Look around in your classroom and write who is sitting in four directions.</p> <p>Discussion on the neighbourhood services, plan, sketch and map.</p> <p>Mapwork.</p> <p>Find out the cardinal points using magnetic compass, sunrise.</p>	<p>Joyful method of learning</p> <p>Project-based learning</p> <p>Problem solving Role-playing Peer teaching</p> <p>Suggestive Assessment:-</p>

	in our neighbourhood Directions, sketches and maps.		<p>the cardinal points using different methods.</p> <p>Medium: Learners will be able to differentiate between sketch, plan and a map.</p> <p>Advance: Learners will be able to make a plan of a particular place and also be able to make a map of their colony including all the neighbourhood services.</p>		<p>their directions.</p> <p>Technology:</p> <p>Locate your school on Google map</p>		of the school.	<p>Home Assignment:</p> <p>Draw a sketch of your classroom and mark the directions of the object in the classroom.</p> <p>Flipped classroom:</p> <p>Giving notes to study at home for discussion in class</p>	<p>1. Reading 2. Worksheet 3. Multiple-choice questions 4. Lower order thinking skills questions 5. HOTS questions</p> <p>(PI refer to Revised Bloom's Taxonomy)</p>
--	--	--	---	--	--	--	----------------	---	--

Month	UNIT/ LESSON	Domain & Curricular Goals (mapping with Foundational stage)	Competency & Learning Outcome	21st Century skills	Integrating AWES Initiatives	Interdisciplinary Integration	Learning Space (Suggestive)	Assignments (Suggestive) (Observation, Checklist, Worksheets, Rubrics, Portfolios)	Pedagogies (Suggestive)
November 21 DAYS No. of Periods = 12	<p>Lesson 11</p> <p>Name: <u>The Water We Drink</u></p> <p>Concept: conservation of water for all.</p> <p>Sub-concepts</p> <p>Importance and sources of water.</p> <p>Water for plants and animals.</p> <p>How to save water? Rainwater harvesting, storage of water.</p>	<p>Domain: Cognitive and Socio-Emotional and Ethical Development</p> <p>Curricular Goal:</p> <p>CG 6</p> <p>Children develop a positive regard for the natural environment around them.</p> <p>SDG-6</p> <p>Ensure availability and sustainable</p>	<p>ANCHKOSHAVIKAS-VIJ NANAMAYAKOSH C-6.1</p> <p>Show care for and joy in engaging with all life forms.</p> <p>Learning Outcome:</p> <p>Basic: Learners will be able to identify the uses and sources of water. And save water.</p> <p>Medium: Learners will be able to examine the importance of drinking safe water and the ways to conserve water.</p> <p>Advance: Learners will be able to take initiative and create awareness about the conservation of water in</p>	<p>Collaboration</p> <p>Adaptability</p> <p>Leadership</p> <p>Initiative</p> <p>Critical thinking</p> <p>Creativity</p>	<p>Arts:</p> <p>Make a poster on saving water and place it on the water points.</p> <p>Scientific temper:</p> <p>Make water filters using cotton, garden soil, sand and pebbles.</p> <p>Take initiative to become Jai Mitra to create awareness on the importance of drinking clean water in their locality</p>	<p>English:</p> <p>Write five sentences on the importance of water for plants and animals.</p> <p>Maths:</p> <p>Activity</p> <p>How many glasses of water will fill a jug?</p>	<p>Classroom or poster making and maths activity.</p> <p>Field trip inside the school to see the proper water management in the school.</p>	<p>Classroom Activity:</p> <p>Poster making and math activity.</p> <p>Group discussion on sources, uses of water and storage of water.</p> <p>Home Assignment:</p> <p>Make a water filter.</p> <p>Flipped classroom:</p> <p>Giving notes to study at home for discussion in class</p>	<p>Joyful method of learning</p> <p>Project-based learning</p> <p>Problem solving</p> <p>Role-playing</p> <p>Peer teaching</p> <p>Suggestive Assessment:-</p> <p>1. Reading 2. Worksheet 3. Multiple-choice Questions 4. Lower order thinking skills questions 5. HOTS questions</p>

		agementofwater andsanitation forall.	their localities. Also be come sensitive towards the sustainable usage of resources.						estions (PI refer toRevisedBloom'sTaxonomy)
--	--	--------------------------------------	--	--	--	--	--	--	---

Month	UNITY/ LESSON	Domain & Curricular Goals (mapping with Foundational stage)	Competency & Learning Outcome	21st Century skills	Integrating AWES Initiatives	Interdisciplinary integration	Learning Space (Suggestive)	Assignments(Suggestive) (Observation,Checklist, Worksheets,Rubrics,Portfolios)	Pedagogies (Suggestive)
November No. ofPeriods =9	<p>Lesson12</p> <p>Name:Going Places</p> <p>Concept: means of transport</p> <p>Sub-concepts</p> <p>Need fortravel Means to transport for far and near by places Newer ways of travelling Some special means of transport.</p> <p>Modern transport and pollution</p>	<p>Domain:CognitiveDevelopment</p> <p>CurricularGoal:</p> <p>CG-7</p> <p>Childrenmakesense of theworld aroundthem throughobservationand logicalthinking</p>	<p>PANCHKOSHAVIKAS:VIJANANAMAYAKOSH</p> <p>C-7.3</p> <p>Observes andunderstandsdifferent categories ofobjects andrelationships between them.</p> <p>LearningOutcome:</p> <p>Basic: Identify differentmeans oftransport withtheir examples.</p> <p>Medium: Learners will beable to understand theuses of all thethree means oftransport. Also identify newerandsomespecialmeans oftransport.</p> <p>Advance:</p> <p>Learners will beabletosensitise towardsjudicious usageof means oftransport. Also be able tofindoutthewaysto reduce traffic pollution.</p>	<p>Initiative</p> <p>Responsibility.</p> <p>Critical thinking</p> <p>Adaptability</p>	<p>Arts:</p> <p>Draw anexample ofeachtypeof means oftransport.</p> <p>Scientific Temper:</p> <p>Observation of activities atthe station,airport,andbus stop.</p>	<p>Maths:</p> <p>Write down themeans oftransportin order of their speedfrom the slowesttothefastest.</p> <p>Music:</p> <p>Poemonmeansof transport.</p>	<p>Classroomfordrawing.</p> <p>Observationat railwaystation,airport,bus stand.</p> <p>Homeasaplace forlearning.</p> <p>Assemblyhall forpoems.</p>	<p>ClassroomActivity:</p> <p>Discuss withstudentsabout howthey travel to and fromschool.</p> <p>HomeAssignment:</p> <p>Collectpictures of differentmodes oftransport andclassify the differenttypes oftransport.</p> <p>Writedown themeans oftransport in order of theirspeedfrom theslowest to thefastest.</p> <p>Flippedclassroom:</p> <p>Giving notes tostudy at home fordiscussioninclass</p>	<p>Joyfulmethodof learning</p> <p>Project-basedlearning</p> <p>Problemsolving</p> <p>Role-playingPeerteaching</p> <p>SuggestiveAssessment:-</p> <p>1.Reading2. Worksheet3. Multiple-choice Questions 4.Lower orderthinking skillsquestions 5.HOTSquestions</p> <p>(PI refer toRevisedBloom'sTaxonomy)</p>

Month	UNIT/ LESSON	Domain & Curricular Goals (mapping with Foundational stages)	Competency & Learning Outcome	21st Century skills	Integrating AWES initiatives	Interdisciplinary Integration	Learning Space (Suggestive)	Assignments(Suggestive) (Observation, Checklist, Worksheets, Rubrics, Portfolios)	Pedagogies (Suggestive)
December 20Days No. of Periods =9	Lesson13 Name- Communication Concept: MeansofCommunication. Sub-concepts Talkingwithout speaking. Mailing aletter. Othermeansofcommunication.	Domain: CognitiveDevelopment CurricularGoal: CG-7 Children make sense of the world around them through observation and logical thinking	PANCHKOSHAVIKAS:VIJNANAMAYAKOSH C-7.3 Uses appropriatetools andtechnology indaily lifesituationsandforlearning. LearningOutcome: Basic: Identify differentmeans ofcommunicationwith theirexamples. Medium: Learners will beable to telltheuses of all thethree means ofcommunication. Advance: Learners will beable to learnaboutthecultureand traditions ofother countriessthrough meansofcommunication.	Criticalthinking Adaptability Communication Socialskills	Arts: Draw anexample ofeachtypeof means ofcommunication Sports: Play Dum charades Technology: Findoutthe namesofIndian satellite currentlyworking oncommunication.	English: Be a news anchor and present news on current topics. Art: Use differenthand gesturestoshow differentmotions. Music: Communitysinging indifferentlanguages.	Classroomfordrawing. Homeforlearning. Assemblyhall forcommunity singing. Computerlab AV Roomforprojection	ClassroomActivity: Play dumbcharades. Discussionandspeaking. Computer lab:how to usevariousapplicationsforonlineclasses. HomeAssignment: Write down thecity code alongwiththecountrycode. Flippedclassroom: Giving notes tostudy at home fordiscussioninclass	Joyfulmethodoflearning Project-basedlearning ProblemsolvingRole-playingPeerteaching SuggestiveAssessment:- 1.Reading2. Worksheet3. Multiple-choice Questions 4.Lower orderthinking skillsquestions 5.HOTSquestions (PI refer toRevisedBloom'sTaxonomy)

Month	UNIT/ LESSON	Domain & Curricular Goals (mapping with Foundational stage)	Competency & Learning Outcome	21st Century skills	Integrating AWES initiatives	Interdisciplinary integration	Learning Space (Suggestive)	Assignments(Suggestive) (Observation, Checklist, Worksheets, Rubrics, Portfolios)	Pedagogies (Suggestive)
January 22Days No. ofPeriods=7	Lesson14 Name- Makingpots Concept: Thingswe make anddo. Sub-concepts To meetbasicnee ds ofhumanbein gsmakethin gs. Art ofpottery Uses ofpots Steps ofmakingpots	Domain: Aestheti candCulturalDe velopment CurricularG oals: CG-12 Childrendevelopabil ities andsensibilit ies invisual andperformingarts and expresstheir emotions through art in meaningful and joyful ways.	PANCHKOSHAVIKAS: Anandamayakosha C-12.1 Explores and plays with a variety of materials and tools to create two dimensional and three dimensional art works in varying sizes. LearningOutcome: Basic: Learners will be able to define pottery and identify some of the pottery. Medium: Learners will be able to explain the process of making pots and tell some of the uses of different pots. Advance: Learners will be able to sensitise towards the usage of earthen pottery items and handmade decorative items as it provides livelihood to the local artisans.	Criticalth inking Adaptabi lity Respons ibility Problems olving creativity	Arts: Draw and colour the things made of clay. Scientific tempe ri: Experimenting and creating new pots and colour them.	Maths: Identify different shape sand size sof the pots. Art: Observe and dr aw designs on pottery items famous in Khurja. (UP) Music: Beat and creat music using earthen pots.	Classroomfor groupdiscuss ion Exhibitiononh andmadepotte ryitemsand metalhandicra fts. Alsodisc ussthem AV Roomforproj ection. Fieldtripto theschoolground to collect different types of soil.	ClassroomActivity: Extempore on why we sho uld use earthen pottery. Groupdiscussion on how clay items are good for the environ ment. HomeAssianment: Making different types of pots using wheel, pinch, slab, and coiled methods. with the help of plasticine clay or moulding clay. Flippedclassroom: Giving notes to study at home for discussion in class.	Joyfulmethodofle arning Project- basedlearning ProblemsolvingR ole- playing Peerteach ing SuggestiveA ssessment:- 1. Reading 2. Worksheet 3. Multiple- choice Questions 4. Lower order thinking skills questions 5. HOTS questions (PI refer to Revised Bloom's Taxonomy)

Month	UNIT/ LESSON	Domain & Curricular Goals (mapping	Competency & Learning Outcome	21st Century skills	Integrating AWES Initiatives	Interdisciplinary integration	Learning Space (Suggestive)	Assignments(Suggestive) (Observation, Checklist, Worksheets, Rubrics, Portfolios)	Pedagogies (Suggestive)
-------	-----------------	---	-------------------------------------	---------------------------	------------------------------------	----------------------------------	-----------------------------------	---	----------------------------

No of Periods		with Foundational stage)							
February No. of Periods = 9 to 10	<p>Lesson 15</p> <p>Name: Textiles</p> <p>Concept: Things we make and do.</p> <p>Sub-concepts:</p> <p>Importance of clothes. Different ways of making clothes.</p> <p>Ways of making patterns.</p> <p>Wearing clothes.</p> <p>Unstitched clothes.</p>	<p>Domain: Aesthetic and Cultural Development</p> <p>Curricular Goal:</p> <p>CG-12</p> <p>Children develop abilities and sensibilities in visual and performing arts and express their emotion through art in meaningful and joyful ways.</p>	<p>PANCHKOSHAVIKAS: Anandamavakosha C-12.1 & C-12.5</p> <p>Explores and plays with a variety of materials and to create two dimensional and three dimensional art works in varying sizes.</p> <p>Communicates and appreciates a variety of responses while creating and experiencing different forms of art, local culture, and heritage.</p> <p>Learning Outcome:</p> <p>Basic: Learners will be able to identify different types of fabrics. Name different processes involved in making clothes.</p> <p>Medium: Learners will be able to colour the clothes in dyes. Make patterns using vegetable blocks and tie and dye art.</p> <p>Advance: Appreciate and respect the cultural diversity seen in clothes seen in different states of our country.</p>	<p>Critical thinking</p> <p>Adaptability</p> <p>Creativity</p> <p>Social skills</p>	<p>Arts:</p> <p>Making different designs and patterns on clothes.</p> <p>Scientific temper:</p> <p>Observe and create patterns using vegetables.</p> <p>Technology</p> <p>Using Paint make a digital floral pattern</p>	<p>English:</p> <p>Write the names of clothes worn by men and women in India. Also name some unstitched clothes worn by people.</p> <p>Maths:</p> <p>Observe the shape and size of knitting needles. Make different shapes and patterns on handkerchief using stencils</p> <p>Art:</p> <p>Collect information about the special clothes of India.</p> <p>Kanjivaram sarees. Pashmina shawl Banarasi sarees.</p>	<p>Classroom discussion and Dramas.</p> <p>Assembly hall for dance performance.</p> <p>AV Room for projection on the process of making clothes like spinning, weaving, knitting etc.</p>	<p>Classroom Activity:</p> <p>To wear a dupatta or long cloth in different styles to emulate what different people do and also to create their own designs for their clothes.</p> <p>Discussion and speaking</p> <p>Home Assignment:</p> <p>Observe the shape and size of knitting needles.</p> <p>Make different shapes and patterns on handkerchief using stencils.</p> <p>Flipped classroom:</p> <p>Giving notes to study at home for discussion in class</p>	<p>Joyful method of learning</p> <p>Project-based learning</p> <p>Problem solving</p> <p>Role-playing</p> <p>Peer teaching</p> <p>Suggestive Assessment:-</p> <ol style="list-style-type: none"> 1. Reading 2. Worksheet 3. Multiple-choice Questions 4. Lower order thinking skills questions 5. HOTS questions <p>(PI refer to Revised Bloom's Taxonomy)</p>

CENTRALISED SYLLABUS BIFURCATION FOR APSs CLASS 3 SUBJECT COMPUTER

AN OVERVIEW OF CENTRALISED SYLLABUS BIFURCATION FOR APSs (PRIMARY- PREPARATORY LEVEL CLASS III COMPUTER)

Academic Session 2023-24

Class: ...III

Subject: COMPUTER

<u>Term I</u>		<u>Term II</u>	
<u>Periodic Test I</u> Month and content coverage	<u>MID TERM Exam</u> Month and content coverage	<u>Periodic Test I</u> Month and content coverage	<u>Annual Exam</u> Month and content coverage
Apr-Lesson 1 Computer and its components	Aug- Lesson 4 Word Processors (MSWord 2016)	Oct-Lesson 5 Internet Concepts:	Dec-Lesson 7 Scratch 3.0 Concepts
May- Lesson 2 Windows Operating System	Sep - Revisions and Lab Practicals	Nov-Lesson 6 Algorithm and sequence	Jan- Lesson 8 AI Vs Human Intelligence
July- Lesson 3 Paint 3D			Feb- Revisions and Lab Practicals
Schedule of <u>Periodic Test I</u> to be scheduled in the month of <u>July(third week)</u>	Schedule of <u>Mid term exam</u> to be scheduled in the month of <u>Sep (third week)</u>	Schedule of <u>Periodic Test II</u> to be scheduled in the month of <u>Dec (first week)</u>	Schedule of <u>Annual exam</u> to be scheduled in the month of <u>Mar (first week)</u>
Formative assessment in the class : 1. Attendance of student (5 marks) 2. Subject enrichment activity(5 marks) 3. Project based activities (5 marks) 4. Portfolio (5 marks) 5. Multiple Assessment based on speaking and listening skills (5 marks)		Formative assessment in the class : 1. Attendance of student (5 marks)- 2. Subject enrichment activity(5 marks)- 3. Project based activities (5 marks)- 4. Portfolio (5 marks) 5. Multiple Assessment based on speaking and listening skills (5 marks)	

Month	UNIT/ LESSON	Domain & Curricular Goals (mapping with Foundations I stage)	Competency & Learning Outcome	21st Century skills	Integrating AWES Initiatives	Interdisciplin ary integration	Learning Space (Suggestive)	Assignments(5 uggestive) (Observation, Checklist, Worksheets,R ubrics,Portfoli os)	Pedagogies (Suggestive)
No of Periods									
6. Periodic tests(5 marks)				6. Periodic tests(5 marks)					

APRIL 2023 (22 days) No of Periods = 8	Name:-Lesson 1Computer and its components CONCEPT:- <ul style="list-style-type: none"> • Computer System • Computer and its working • Characteristics of a computer • Hardware and software • Application 	Domain: Cognitive Development Kosha: Annamaya Kosha Curricular Goal: CG 8- Children Develop understanding of the different parts of the computer	Competency: C - 8.7 Recognises and used the different parts of the computer system Learning Outcomes: Basic <ul style="list-style-type: none"> • Identifies the different parts of a computer Medium <ul style="list-style-type: none"> • Identify the parts of a computer and 	<ul style="list-style-type: none"> • Recalling Skills • Effective Skills • Fine Motor Skills • Cognitive Skills 	Technology Creating a story on Ms word, and saving it in the computer storage	English: Narrating the story created in the class Art: Creating a story through drawing / collage and replicating	<ul style="list-style-type: none"> • Classroom • Computer Lab Library for reading different stories	Class Assignment: Individual activity of Identify and name the icon of MS office, Windows Observation Checklist Teacher will observe and	Pedagogy: Explanation & Discussion, Contextual Examples Suggestive Assessment: <ul style="list-style-type: none"> • Multiple choice questions Identify and name the icon of MS office, Windows (individual activity)
--	---	---	--	---	---	--	---	---	---

	Software		<p>name the systems of a computer</p> <p>Advance</p> <ul style="list-style-type: none"> Identify the components of both hardware and software Able to express the uses of the components of the computer <p>CwSN Assistive Learning: Identify the monitor and the keyboard and try to type</p>			the same in computer practical class		<p>note the learners' level of understanding</p> <p>Rubrics: Separate rubrics for different learning outcomes levels</p>	
<p>MAY 2023 (21 days) No of Periods = 8</p>	<p>Name: Lesson 2Windows Operating System</p> <p>Concept</p> <ul style="list-style-type: none"> Functions of a operating system User Interface Windows10 Working on Desktop screen Starting an application Program 	<p>Domain: Cognitive Domain</p> <p>Kosha:Vijnanama ya Kosha</p> <p>Curricular Goal: CG 7- Children make sense of the world around through observation and logical thinking</p>	<p>Competency:C-7.3 Uses appropriate tools and technology in daily life situations and for learning</p> <p>Learning Outcomes:</p> <p>Basic: Shows inclination to use simple applications of the windows operating system</p> <p>Medium: Is able to use at least two/ three applications of the Windows Operating System</p> <p>Advance: Shows fluency, comfort and competency in using the applications of the Operating System</p> <p>CwSN Assistive Learning: Observe the Windows Screen and the icons</p>	<ul style="list-style-type: none"> develop organizational and fine motor skills in the students Thinking skills 	<p>Technology Understanding the functionality, applicability and usage in daily life activities</p>		<ul style="list-style-type: none"> Computer lab Audio visual room At home (PC, Laptop, Tab etc) 	<p>Class/ Lab Practice Start an app in windows by using all the three methods mentioned in the chapter.</p>	<p>Pedagogy:</p> <ul style="list-style-type: none"> Explanation and discussion Contextual understanding (in the practical classes) <p>Activity: Select, Deselect and arrange various icons. Start an app in windows by using all the three methods mentioned in the chapter.</p> <p>Suggestive Assessment:</p> <ul style="list-style-type: none"> Observation by teacher

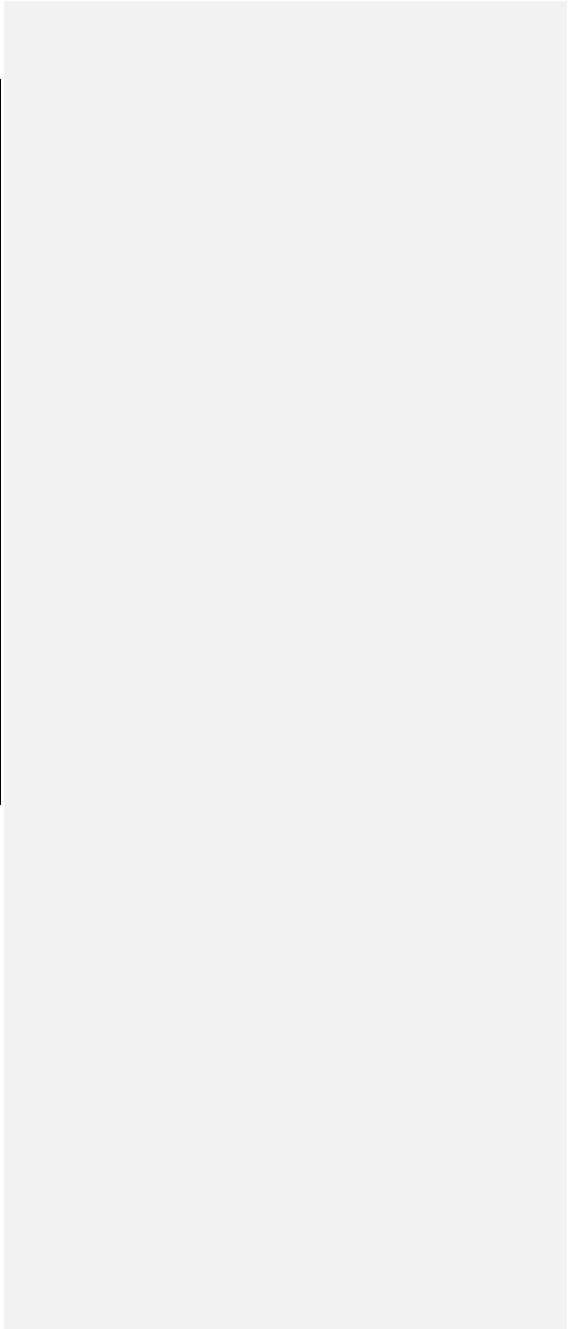
			(with resource room assistance)						
JULY 2023 (23 days) No of Periods = 8	Name: Lesson 3 Paint 3D Concept <ul style="list-style-type: none"> Identify 2D and 3D shapes Paint 3D window component Draw 2D shapes and 3D objects Add stickers, 3D text and effects in a project Use 3D library to add 3D objects 	Domain Cognitive Domain Kosha: Vijnanamaya Kosha Curricular Goal C-7 Children make sense of the world around through observation and logical thinking	Competency C-7.3 Uses appropriate tools and technology in daily life situations Learning Outcomes Basic Understands and able to identify 2D and 3D shapes on a computer Medium Chooses appropriate tools for appropriate work while doing land work or in the computer Advance	<ul style="list-style-type: none"> Creativity and innovation Intellectual skill Recognising skill 	Arts Learners will learn to add different elements to make a scenery	Maths Identify the 2D shapes and name them, also mention the number of sides, angles etc	<ul style="list-style-type: none"> Classroom environment Computer lab for practical experience Home environment 	Class Assignment: Create different designs, objects of your choice on paint 3D	Methodology: Explanat ion & Discussion, Contextual Examples Activity: Make a list of hardware and software devices. Explore system software on desktop in lab

			<p>Pays attention to thematic detail, materials, properties, space and situations while creating and viewing works of art.</p> <p>CwSN Assistive Learning:</p>						
<p>AUGUST 2023 (23 days) No of Periods = 8</p>	<p>Name: Ch-4 Word Processors (MSWord 2016)</p> <ul style="list-style-type: none"> • Word Processor • Types of word processor • The Word Window • Creating a New document • Selecting text in a document <p>Saving a document</p>	<p>Domain Cognitive Development</p> <p>Kosha: Vijnanamaya Kosha</p> <p>Curricular Goal CG-7</p> <p>Children make sense of the world around through observation and logical thinking</p>	<p>Competency C-7.3 Uses appropriate tools and technology in daily life situations</p> <p>Learning Outcome Basic</p> <ul style="list-style-type: none"> • Uses tools and implements with some degree of effectiveness in work situations <p>Medium</p> <ul style="list-style-type: none"> • Shows simple usage of digital technology of using MS word in learning situations <p>Advance</p> <ul style="list-style-type: none"> • Shows 	<ul style="list-style-type: none"> • Systematic skills. • Effective Skills • Cognitive Skills • Organising and presentation of given information in a systematic manner 	<p>Technology : Children understand the use and applicability of technology in their everyday life</p>	<p>English: Type a paragraph on 'Importance of Reading' in MS Word using all the features</p>	<p>Classroom Computer lab</p> <ul style="list-style-type: none"> • Home environment 	<p>Class Assignment: Create a word document and show the use of the different features</p> <p>Teacher's observation checklist</p>	<p>Methodology: Explanation & Discussion, Contextual Examples,</p> <p>Experiential Learning. Activity: 1. Open word, create a new document and type your favorite story. 2. Apply the formatting tools like Bold, Italic, Underline, Font Size, Color, Et</p>

			dexterity in using simple tools for drawing, typing, colouring, saving a document CwSN Assistive Learning:						
SEPTEMBER 2023 (21days) No of Periods = 8	Revisions and Lab Practicals								
OCTOBER 2023 (15days) No of Periods = 7	Name: Lesson 5 Internet Concepts: <ul style="list-style-type: none"> • Meaning and usage • Terms used in internet 	Domain Cognitive Development Kosha: Vijnanamaya Kosha Curricular Goal CG-7 Children make sense of the world around through	Competency C-7.3 Uses appropriate tools and technology in daily life situations Learning Outcome Basic Reads a short set of simple, written instruction and follows them	<ul style="list-style-type: none"> • Self- directed learning skill • Skills of exploration and organisation 	Technology : Children understand the usage and applicability of technological inventions in daily life	Classroom Computer lab Home environment	Class Assignment; Lab practical activity Teacher's observation checklist Rubrics for analysing and assessing learner's understanding	Methodology: Explanat ion & Discussion, Contextual Examples, Experiential Learning. Lab Activity: With the help of your teacher in the school, open the web browser and find the information on "Ten Famous Indian foods" and type the same on MSWord.	

		observation and logical thinking	<p>Medium</p> <p>Reads short items and uses information in work situations</p> <p>Advance</p> <p>Reads short pieces of information and explains the content</p> <p>CwSN Assistive Learning</p>						
<p>NOVEMBER2023 (23 days) No of Periods = 8</p>	<p>Name Ch-6 Algorithm and sequence</p> <p>Concept</p> <ul style="list-style-type: none"> Understand algorithm and sequencing Branching if- then situations Abstractions Debugging 	<p>Domain Cognitive domain</p> <p>Kosha: Vijnanamaya Kosha</p> <p>Curricular Goal CG-8 Children develop logical thinking and understanding and abilities to</p>	<p>Competency C-8.2</p> <ul style="list-style-type: none"> Identifies and logically sequences simple patterns of different situations in their surroundings <p>Learning Outcomes</p> <p>Basic Recognises and repeats the sequence</p>	<ul style="list-style-type: none"> Cognitive skills Logical Thinking Spatial Skills Development of sorting, sequencing and spatial intelligence 			Classroom Computer lab Home environment	<p>Class Assignment:</p> <p>Understand about algorithm and sequencing. Learn about branching (if then) statement Learn about abstraction and</p>	<p>Methodology:</p> <p>Explanation & Discussion, Contextual Examples</p> <p>Activity:</p> <p>Write an algorithm to make Maggie Noodles.</p>

		recognise the world through the use of sorting and sequencing	of a given situation Medium Describes the sequence of the given situation and creates a new situation Advance Describes the rule of the sequence and applies it on abstract situations					debugging.	
--	--	---	--	--	--	--	--	------------	--



<p>DECEMBER2023 (19 days) No of Periods = 8</p>	<p>Name Chapter 7- Scratch 3.0</p> <p>Concepts</p> <ul style="list-style-type: none"> • Meaning of Scratch • Components of Scratch 3 Window • Work with Scratch blocks <p>Working on a Scratch Programme</p>	<p>Domain Cognitive Domain</p> <p>Kosha: Vijnanamaya Kosha</p> <p>Curricular Goal CG-8</p> <p>Children develop mathematical understanding and abilities to recognise the world through quantities, shapes and measures</p>	<p>Competency C-8.12</p> <p>Develops adequate and appropriate vocabulary for comprehending and expressing concepts and procedures related to quantities, shapes, space and measurements</p> <p>Learning Outcomes</p> <p>Basic Creates a variety of visual imagery and sound explorations to symbolize objects, people and emotional experiences</p> <p>Medium Imaginatively combines forms, colours, characters, sounds, spaces and situations to represent their ideas</p> <p>Advance Pays attention to thematic details, material properties</p>	<ul style="list-style-type: none"> • Creative Thinking • Skill of Aesthetic Appreciation • Programming skills. • Cognitive skills • Understanding skills. 		<p>Classroom Computer lab Home environment</p>	<p>Teacher's observation rubrics</p> <p>Understand the meaning and advantages of scratch.</p> <ul style="list-style-type: none"> • Understand components of scratch 3 window. • Identify and work with scratch blocks. • Create run a scratch program. • Save a scratch project. 	<p>Methodology:Explanat ion & Discussion, Contextual Examples,</p> <p>Experiential Learning.</p> <p>Activity:</p> <ul style="list-style-type: none"> • Draw and Label the components of scratch window.
--	--	---	--	--	--	--	---	---

<p>JANUARY 2024 (21 days) No of Periods = 8</p>	<p>Name: Lesson 8– AI Vs Human Intelligence</p> <p>Concepts</p> <ul style="list-style-type: none"> • Meaning and features of Human Intelligence • Difference between AI and Human Intelligence <p>Weak AI and Strong AI</p>	<p>Domain Cognitive Domain</p> <p>Kosha: Vijnanamaya Kosha</p> <p>Curricular Goal CG-7 Children make sense of the world through observation and logical thinking</p>	<p>Competency C-7.2 Observes and understands different categories of objects and relationship between them</p> <p>Learning Outcome</p> <p>Basic Identifies and describes common objects/ people on their own</p> <p>Medium Notifies and describes details of characteristics of common people and compares with the characteristics of robots</p> <p>Advance Identifies and describes finer details of the characteristics of humans and comparison of the same with characters created through artificial intelligence</p>	<ul style="list-style-type: none"> • Critical thinking • Creativity and Innovation • Spatial Understanding • Technological Literacy 	<p>Technology : Children understand the usage and applicability of technological inventions in daily life</p>	<p>Classroom Computer lab Home environment Atal Tinkering Lab</p>	<p>Teacher’s observation rubrics Understand the meaning and features of human Intelligence.</p> <ul style="list-style-type: none"> • Differentiate between human Intelligence and AI. • Learn about weak AI and Strong AI. • Understand how to play quick, Draw. 	<p>Methodology: Explanation & Discussion, Contextual Examples,</p> <p>Experiential Learning.</p> <p>Activity:Demonstration of quick, draw! and familiarization of various tools</p>
--	--	---	--	---	--	---	--	--

FEBRUARY 2024 (19days) No of Periods = 8	Revisions and Lab Practicals			.					
---	---	--	--	---	--	--	--	--	--

APS Syllabus Bifurcation Overview

Academic Session 2023-24

Class: III

Subject: Art and Craft

<u>Term I</u>	<u>Term II</u>
Month- content coverage	Month- content coverage
Apr- L-1 Introduction of Art and craft Craft L-1 Sunflower Craft with paper plate	October –Art L-8 Diya Drawing and Colouring, Craft L-8 Diya Decoration,GreetingCardsMaking
May-Art L -2 Primary Colours, L- 3 Fun with lines Craft l-2 Mother Day Greeting Card	November –Art L-9 Mosaic painting Craft – L-9 Fun with craft- Save Mother Earth
June – Art L 4 fun with letters Craft L-4 Know about Shapes	December Art L-10Story telling painting Craft : L- 10 Christmas, New year Greeting cards making
July- Art L-5 Sketching of different objects, Craft L-5 Origami (Paper Folding)	January Art L-11 Fun with colours Blow painting Craft L-12 Fun with Craft – Flower vase, paper boat
August – Art L-6 Flag Drawing, Rakhi making Craft L-6 – Rakhi making ,Independenc day making activity	February , March:-Art- L-12 Vegetable Printing Craft :- L-12 Holi Greeting Cards making
September- Art L-7 Drawing practice Birds, Animals Craft L-7 Best out of waste	

PROPOSED SYLLABUS BIFURCATION FOR APS (PREPARATORY STAGE -CLASS 3, MAPPED WITH NCF- FOUNDATIONAL STAGE – SUBJECT ART AND CRAFT)

Lesson 1- INTRODUCTION OF ART AND CRAFT, SUN FLOWER CRAFT

<p>Class: 3</p> <p>Month- April - May</p> <p>(Approx No of Teaching Days) 22- 25</p> <p>No of Periods: 2-3</p>	<p>Curricular Goals (CG12)</p>	<p>Competencies C12.1</p>	<p>Syllabus- (As per Prescribed book subject – Art and craft Name of the book Name of Publisher Art and Craft PM Publisher Pvt.LTD</p>	<p>Competency Based (Graded) Learning (Tasks/Activities assigned for CW & HW)</p> <p>(Basic Level) Introducing Art and Craft by Involving kids in some art activities.</p> <p>(Listening Skill)</p> <p>(Medium Level) (Speaking Skill)</p> <p>(Advanced Level) (Reading Skill)</p> <p>(Writing Skill)</p>	<p>CwSN</p> <p>Assistive Learning (In consultation with Special Educators) & Use of IE Room</p> <p>CwSN -Assistive Learning:-</p> <p>HI students- Intruducing Art and Craft with the help of Flash Cards.</p> <p>VI Students Real objects related Play dough to make sunflower Craft</p>	<p>Suggested Innovative Pedagogies</p> <p>Activity Based Learning- Sun Flower Craft</p> <p>Experiential Learning-</p> <p>Theme-Based Learning-</p> <p>Learning Spaces Indoor Outdoor</p>	<p>Suggested Assessment (Use of Assessment Tools & Observation)</p> <p>Asignments given to the students</p>
--	---	--------------------------------------	--	--	---	---	---

Lesson 2-
COLOURS
DAY

Class: 3	Curricular Goals	Competencies	Syllabus-	Competency Based (Graded) Learning	CwSN	Suggested Innovative Pedagogies	Suggested Assessment
Month- April – May	(CG12)	C12.3	(As per Prescribed book subject – Art and craft) Name of the book Name of Publisher	(Tasks/Activities assigned for CW & HW) (Basic Level) Teaching of Primry colours To draw shapes on blackboard and colour them with primary colours. (Listening Skill) (Medium Level) Mother’s Greetings Cards (Speaking Skill) (Advanced Level) Read stories about family. (Reading Skill)	Assistive Learning (In consultation with Special Educators) & Use of IE Room CwSN -Assistive Learning:- HI students- Making different shapes and colour them. VI Students Using charts,flash cards related to primary colours. LD students Making mother’s day greeting cards Autism Life skill activity and self help	Activity Based Learning- Learning Making greeting Cards for Mother’s D Experiential Learning- Learning colours through nature (Vibgyor) Learning about family Learning Spaces - Indoor	(Use of Assessment Tools & Observation) Assignments given to the students
(Approx No of Teaching Days) 22- 25			Art and Craft PM Publisher Pvt.LTD				
No of Periods: 2-3							

PRIMARY
,MOTHER

GREETING CARDS

Lesson 3- FUN WITH LINES, PAPER PLATE FLOWER

Class: 3	Curricular	Competencies	Syllabus-	Competency Based (Graded)	CwSN	Suggested Innovative	Suggested
-----------------	-------------------	---------------------	------------------	----------------------------------	-------------	-----------------------------	------------------

<p>Month- April - May</p> <p>(Approx No of Teaching Days) 22- 25</p> <p>No of Periods: 2-3</p>	<p>Goals (CG) CG12</p>	<p>CG12.1</p>	<p>(As per Prescribed book subject – Art and craft)</p> <p>Name of the book</p> <p>Name of Publisher</p> <p>Art and Craft PM Publisher Pvt.LTD</p>	<p>Learning (Tasks/Activities assigned for CW & HW)</p> <p>(Basic Level) Observe the different patterns Making paper plate flower</p> <p>(Listening Skill)</p>	<p>Assistive Learning (In consultation with Special Educators)</p> <p>& Use of IE Room</p> <p>CwSN -Assistive Learning:-</p> <p>HI students- Helping students to make different patterns with lines.</p> <p>VI Students Use a large font to make pattern.</p> <p>LD students Making paper plate flowers</p> <p>Autism</p>	<p>Pedagogies</p> <p>Theme-Based Learning- Making paper plate flowers</p> <p>Learning Spaces- Indoor</p>	<p>Assessment (Use of Assessment Tools & Observation)</p> <p>Assignments given to the students</p>
---	-----------------------------------	---------------	---	---	---	---	---

Lesson 4 FUN WITH LETTERS, KNOW ABOUT SHAPES

Class: 3	Curricular Goals	Competency	Syllabus- (As per Prescribed book subject – Art and craft) Name of the book Name of Publisher	Competency Based (Graded) Learning (Tasks/Activities assigned for CW & HW) (Basic Level) Observe the English letters coming to the life by adding various facial features (Listening & Speaking skills) (Medium Level) Know about Shapes (Reading Skill) (Writing Skill)	CwSN Assistive Learning (In consultation with Special Educators) & Use of IE Room CwSN -Assistive Learning:- HI students- Show and tell with 3d letters, shapes VI Students Feel and tell the real letters and shapes. LD students Make naming words - flash cards with names. Autism: Sorting naming words in different boxes.	Suggested Innovative Pedagogies Theme-Based Learning Learning alphabets through Art Experiential Learning- Helps students to know about shapes in Maths. Learning Spaces- Indoor Outdoor Playground	Suggested Assessment (Use of Assessment Tools- Observatio Asignments given to the students
Month-June-July	(CG) CG12	CG12.1	Art and Craft PM Publisher Pvt.LTD				
(Approx No of Teaching Days) 22- 25							
No of Periods: 2							

Lesson 5- SKETCHING OF DIFFERENT OBJECTS , PAPER FOLDING ORIGAMI

Class: 3	Curricular Goals	Competencies	Syllabus-	Competency Based (Graded) Learning	CwSN	Suggested Innovative Pedagogies	Suggested Assessment
Month- June- July	(CG) CG12	C12.3 B1	(As per Prescribed book subject – Art and craft)	(Tasks/Activities assigned for CW & HW)	Assistive Learning (In consultation with Special Educators)		(Use of Assessment Tools &Observatis
(Approx No of Teaching Days) 19 - 21			Name of the book	(Basic Level) Learn to draw a cat and do colouring	& Use of IE Room CwSN -Assistive Learning:-	Activity Based Learning- Paper folding activity	Asignments given to the students
No of Periods: 2			Name of Publisher	(Listening Skill) Making different objects with paper folding eg Cat, Dog, Rabbit, Butterfly.	HI students Help the students to dwar cat in easy way	Experiential Learning- Feed and take care of animals in your locality when injured.	
			Art and Craft PM Publisher Pvt.LTD	(Medium Level) (Speaking Skill)	Showing and explaining information about pet animals. Colouring worksheets on pet animals. Wordsearch activity	Learning Spaces Indoor Outdoor	
				(Advanced Level) Making origami objects on students imagination based	VI Students Using a flash card and 3d picture (show and explain) Large font worksheet		
				(Reading Skill) (Writing Skill)	LD students Use a assistive technology Showing a video		
					Autism Puzzle on animals Draw and speak about your favourite animal.		

DRAWING , RAKHI MAKING, DRAWING,CARD MAKING

Class: 3	Curricular Goals (CG) CG12	Competencies C12.3	Syllabus- (As per Prescribed book subject – Art and craft) Name of the book Name of Publisher Art and Craft PM Publisher Pvt.LTD	Competency Based (Graded) Learning (Tasks/Activities assigned for CW & HW) (Basic Level National flag Drawing Rakhi Drawing, Rakhi making .greeting cards making on Independence Day. (Listening Skill)	CwSN Assistive Learning (In consultation with Special Educators) & Use of IE Room CwSN -Assistive Learning:- HI students-Making Independence Day greeting cards. Rakhi Making with Thread and paper VI Students Rakhi Making with Thread and paper LD students DIY- paper puppet Autism Making worksheets on independence Day	Suggested Innovative Pedagogies Activity-Based Learning Making Greeting cards and Rakhis Learning Spaces- Indoor Outdoor	Suggested Assessment (Use of Assessment Tools & Observation) Asignments given to the students
Month- AUGUST							
(Approx No of Teaching Days) 19 - 21							
No of Periods in this month: 7-8							

LESSON 7 DRAWING PRACTICE BIRDS, BEST OUT OF WASTE

Class: 3 Month- September (Approx No of Teaching Days) 19 - 21 No of Periods in this month:7-8	Curricular Goals (CG) CG12	Competencies C12.1,D4	Syllabus- (As per Prescribed book subject – Art and craft) Name of the book Name of Publisher Art and Craft PM Publisher Pvt.LTD	Competency Based (Graded) Learning (Tasks/Activities assigned for CW & HW) (Basic Level) Drawing and colouring practice Birds in easy way (Medium Level) Making Imagination paintings related to birds (Advanced Level) Best out of waste	CwSN Assistive Learning (In consultation with Special Educators) & Use of IE Room CwSN -Assistive Learning:- HI students- Show the flash cards of birds VI Students Worksheet on different birds LD students Autism Audio books	Suggested Innovative Pedagogies Theme-Based Learning- Draw birds with alphabets Experiential Learning- Best use of waste material Learning Spaces- Indoor Outdoor Playground	Suggested Assessment (Use of Assessment Tools- Observation) Assignments given to the students
---	--	-------------------------------------	--	---	--	--	---

Lesson 8 DIYA DRAWING, DIYA DECORATION, GREETING CARDS MAKING

Class: 3	Curricular Goals (CG)	Competencies	Syllabus- (Syllabus- (As per Prescribed book subject – Art and craft) Name of the book Name of Publisher Art and Craft PM Publisher Pvt.LTD . Grow more trees.	Competency Based (Graded) Learning (Tasks/Activities assigned for CW & HW) (Basic Level) Diwali diya drawing Diwali diya decoration activity (Listening Skill) (Medium Level) Role Play of a tree. (Speaking Skill) (Advanced Level) Making Diwali Hand made greeting cards (Reading Skill & Writing Skill)	CwSN Assistive Learning (In consultation with Special Educators) & Use of IE Room CwSN -Assistive Learning:- HI students- Flash card, Showing real Diyas and lamps for Diwali Festival. VI Students Showing real Diyas and lamps for Diwali Festival LD students Showing real Diyas and lamps for Diwali Festival Autism- Worksheet on diya decoration, card ,making	Suggested Innovative Pedagogies Activity Based Learning- Greeting cards making activity Theme- Based Learning- Know about Indian culture Experiential Learning Making diyas Learning Spaces Indoor Outdoor	Suggested Assessment (Use of Assessment Tools & Observation) Asignments given to the students
Month- OCTOBER	CG12	C12.3 C2					
(Approx No of Teaching Days) 20-21							
No of Periods in this month: 7-8							

LESSON 9 FUN WITH PAPER CRAFT, MOSAIC PAINTING

<p>Class: 3</p> <p>Month- November</p> <p>(Approx No of Teaching Days) 20-21</p> <p>No of Periodsin this month: 7-8</p>	<p>Curricular Goals (CG) CG12</p>	<p>COMPETENCY C12.1 B3</p>	<p>Syllabus- (Syllabus- (As per Prescribed book subject – Art and craft) Name of the book Name of Publisher</p> <p>Art and Craft PM Publisher Pvt.LTD</p>	<p>Competency Based (Graded) Learning (Tasks/Activities assigned for CW & HW)</p> <p>(Basic Level) Making paper boat Mosaic art style (Listening Skill)</p> <p>(Medium Level) Making flower vase with paper (Speaking Skill)</p>	<p>CwSN Assistive Learning (In consultation with Special Educators) & Use of IE Room CwSN -Assistive Learning:- HI students- Explain how to make paper boat by giving demo by teacher Showing a video,related to paper craft , VI Students Making Mosaic Art with Tiles LD students Autism: Making paper boat</p>	<p>Suggested Innovative Pedagogies</p> <p>Activity-Based Learning- How to make a paper boat, flower vase Learn warm and cool colours with mosaic painting</p> <p>Learning Spaces- Indoor</p>	<p>Suggested Assessment (Use of Assessment Tools & Observation) Asignments given to the students</p>
---	--	---------------------------------------	---	---	--	---	--

**LESSON
STORY**

**10
TELLING**

Class: 3	Curricular Goals (CG) CG12	COMPETENCY CG12.1 D4	Syllabus- (Syllabus- (As per Prescribed book subject –	Competency Based (Graded) Learning (Tasks/Activities assigned for CW & HW)	CwSN Assistive Learning (In consultation with Special Educators)	Suggested Innovative Pedagogies Activity- Based	Suggested Assessment (Use of Assessment Tools-
-----------------	--------------------------------------	--------------------------------	---	--	--	---	---

PAINTING, CHRISTMAS, NEW YEAR GREETING CARDS

<p>(Approx No of Teaching Days)</p> <p>20-21</p> <p>No of Periods:</p> <p>7-8</p>			<p>Art and craft)</p> <p>Name of the book</p> <p>Name of Publisher</p> <p>Art and Craft</p> <p>PM Publisher Pvt.LTD</p>	<p>(Basic Level)</p> <p>Story telling painting</p> <p>(Medium Level)</p> <p>Making Christmas and New year Greeting cards and present it to your family members.</p>	<p>& Use of IE Room</p> <p>CwSN -Assistive Learning:-</p> <p>HI students-</p> <p>Making stiry telling worksheets.</p> <p>VI Students</p> <p>LD students</p> <p>Autism</p>	<p>Learning-</p> <p>Enhance self expression</p> <p>Helps in socializing</p> <p>Learning Spaces-</p> <p>Indoor</p>	<p>Observation)</p> <p>Asignments given to the students</p>
---	--	--	---	---	---	---	---

APS Syllabus Bifurcation Overview
Academic Session 2023-24 (Summary)

Class: III

Subject: Physical Education

- ✓ **Class – 3rd**
- ✓ **Age of Students – 8 to 9 Yrs**
- ✓ **Number of students – 35 (Approx.)**
- ✓ **Teaching Aim – To develop strength, speed and flexibility through engaging in a wide variety of physical actives.**
- ✓ **Equipment used – Cones, bars, stopwatch, skipping ropes.**
- ✓ **Safety – Very good warm-up, proper distance, clear instructions.**
- ✓ **Syllabus plan for the year 2023-24 is mention below -**

Introductory part – 05 minutes


Preparatory part – 05 minutes

Main part –25 minutes

Closing part – 05 minutes

Term – 1		Term - 2	
Apr to Jun	Jul to Sep	Oct to Dec	Jan to Mar

<ul style="list-style-type: none"> • Introduction of warmup and instant activity. • Introduction of Movement and fitness activity. • Introduction of Games (Football, Kho-Kho & Kabaddi) and practice. • Introduction of mental health exercises 	<ul style="list-style-type: none"> • Introduction of Indoor games (Chess, Carrom board & Snake Ladder) • Introduction of Marching and march pass. • Introduction of Track and Field events in Athletics. (100 mtr race, 200 mtr race, Long Jump, Relay-race) 	<ul style="list-style-type: none"> • Introduction of Yoga and meditation • Aerobic exercises (Running & Jogging, Cross Country) • Lezim and dumbbells exercises. • Annual Sports Meet 	<ul style="list-style-type: none"> • Introduction and practice of cricket • Yoga and meditation. • Practice of term-1 games. • Introduction and practice of Basketball.
--	---	---	---



Term I	Term II
Month- content coverage	Month- content coverage
Apr- L-1 Introduction of Physical Education and adaptive physical edu. Importance of physical activities in daily life Gross motor skills and fine motor skills for all categories of students (CWSN) through inclusive edu.	October –Implementation of Indoor games. There rule terminology etc. Classwise matches to further nurture and train good students for future competitions as per age categories and practise Annual Athletic meet
May- Introduction of Yoga in play way method, And Adaptive Yoga for (CWSN) students and introduction of lazium and Dumbbells	November –Rehasarls for drills and athlectic events and conduct of Annuanlathlectic meet
June – Celeberation of Yoga Day(21 June) Introduction of indiginuos&Outdoor games to enhance psychomotor skills , cognitive ability and assertiveness in child (kho-kho , pithuu, dog and the bone, postman football, basketball ,cricket etc)	December Meditational Yoga to enhance the concentration level of the students to perform well in the exams
July- implementationof Basic rules of all indigenious games to develop speed strength coordination flexibility and endurance .Fitness test for students	January Inter and Intra class matches of indoor and outdoor games
August- Medical test to check Postural deformities in children at early stage of life (knock Kness, flat foot, Bow legs etc.) and	February ,Fun and frolic activities,yoga session and maas PT to keep students fresh and active for upcoming exams
September- Introduction of indoor games chess carom,etc)Practise and Prepration for Athlectic meet	March – Annual Exams begins

PROPOSED SYLLABUS BIFURCATION FOR APS (PREPARATORY STAGE -CLASS 3, MAPPED WITH NCF- FOUNDATIONAL STAGE – SUBJECT PHYSICAL EDUCATION)

Lesson 1- Physical Education and Yoga


Class: 3	Domains	Curricular Goals (CG)	Competencies (C:)	Learning Outcomes Graded Learning outcomes:-	Competency Based (Graded) Learning (Tasks/Activities assigned for CW & HW)	CWSN	Suggested Innovative Pedagogies	Suggested Assessment
<p>Month- April - May</p> <p>(Approx No of Teaching Days) 08</p> <p>No of Periods: 4 -8</p>	<p>Learning- Cognitive or mental skills related to the knowledge of movement and assertiveness</p>	<p>CG3</p> <p>To use body as the main tools for educating the students and to teach them how the sports can help the students to become good citizen of country and shoulder the responsibility of society and nation through Sports and games which provide the Holistic development to the child .</p>	<p>C3.2</p> <p>Learning about gross motor skills (introduction of use of big muscles for locomotion and doing big movements) and fine motor skills (use of small muscles in our hands and wrists to do daily activity like holding, and writing etc.</p>	<p>Students will be able to learn about the importance of physical education in their daily life. Students will be able to learn about the basic rules to do yoga asanas as per the age category for eg. Padmaasana, tad asana , vajrasanatrikonasana and paschimustasana etc.</p>	<p>(Basic Level)</p> <p>Children will try to practise implement and the topic taught to them through demonstration</p> <p>Medium Level</p> <p>Children will be able to do the basic postures with little or no difficulties.</p> <p>(Advanced Level)</p> <p>Students will be able to do the postures in perfect way as taught by the trainer</p>	<p>Assistive Learning (In consultation with Special Educators) & Use of IE</p> <p>CWSN -Assistive Learning:-</p> <p>In addition to being an excellent form of exercise.</p> <p>Physical activities and Yoga are powerful form of therapy for children with disabilities.</p> <p>They get more curiosity to know about the history of Yoga (through pictures and videos).</p>	<p>Activity Based Learning-</p> <p>Pictures, videos, live demonstration by the teacher.</p> <p>Theme-Based Learning-</p> <ol style="list-style-type: none"> To enable the student to have good health. To practice mental hygiene To possess emotional stability. To integrate moral values. 	<p>(Use of Assessment Tools & Observation)</p> <p>(TOOLS)</p> <p>Fitness testing</p> <p>Skill assessment</p> <p>Reflection and feedback</p> <p>Portfolios</p>

Lesson 2- Summer Sports and Fitness Program And Rules

Class: 3	Domains	Curricular Goals (CG)	Competencies (C:)	Learning Outcomes Graded Learning outcomes:- (LO 1- Basic level)	Competency Based (Graded) Learning (Tasks/Activities assigned for CW & HW)	CwSN	Suggested Innovative Pedagogies	Suggested Assessment (Use of Assessment Tools & Observation)
Month- June - July	Team building, Safety and first aid, Focusing on specific skills, Decesion making	CG-3 Promoting physical fitness, Developing sports skills, enhacing speaking skills, cultural activites, tracking and evaluating progress.	C3.1 Physical fitness: <i>Children should be able to develop their endurance, strength, flexibility, and balance through physical activity.</i> Coordination: <i>Children should be able to develop their coordination and control of their movements, such as eye-hand coordination, foot-eye coordination, and balance.</i>	Improved physical fitness through regular physical activity Enhanced motor skills, such as running, jumping, throwing, catching, and kicking Increased coordination and control of movements Teamwork and sportsmanship skills, including cooperation and integrity Leadership skills, such as communication, decision-making, and responsibility.	(Basic Level) Students will be introduced techniques related to physical activity. (Medium Level) Students will build upon skills learned at the basic level. (Advanced Level) Advanced yoga mastery explained in	Assistive Learning (In consultation with Special Educators) & Use of IE Room. CwSN -Assistive Learning:- Physical fitness and sports program can be provided through adapted equipment, modified activities, visual aids, peer support, individualized instruction, sensory integration techniques, assistive technology, breaks and accommodations, and fostering an inclusive environment in consultation with	Activity Based Learning- This pedagogy involves learning through hands-on experiences and participation in physical activities. Theme Based Learning- This pedagogy involves incorporating a theme into the program and designing learning activities around that theme.	Skill-Based Assessments, Safety Assessment, Peer and Self-Assessment.
(Approx No of Teaching Days) 08								

					complex tasks.	Special Educators.		
--	--	--	--	--	----------------	--------------------	--	--

Lesson 3- Health and Fitness Activities



Class: 3	Domains	Curricular Goals	Competencies	Learning Outcomes	Competency Based (Graded) Learning	CwSN	Suggested Innovative Pedagogies	Suggested Assessment
Month- August-September (Approx No of Teaching Days) 08	Physical health, mental health, social health, emotional health, environment health.	(CG) CG-3 Develop and maintain physical fitness through regular exercise and healthy lifestyle choices Improve overall health and well-being through physical activity, nutrition, and stress reduction techniques	(C:) C –3.2 Physical Competency: The ability to perform various physical activities with proper form and technique, including cardiovascular and muscular endurance, flexibility, and balance. Leadership Competency: The ability to take initiative and provide guidance to others during physical activities.	Graded Learning outcomes:- (LO 1- Basic level) 1. Develop an understanding of the importance of physical activity for overall health and wellness patterns with proper form and technique. 2. Identify and describe the benefits of different types of physical activity, such as aerobic exercise, strength training, and flexibility exercises.	(Tasks/Activities assigned for CW & HW) (Basic Level) Health and Wellness Competency: Students will be able to identify basic health and wellness concepts such as proper nutrition, hydration, and sleep. (Medium Level) Students will demonstrate medium proficiency in various physical activities, including cardiovascular and muscular endurance, flexibility, and balance. (Advanced Level) Students will demonstrate mastery in advanced physical activities such as competitive sports, advanced yoga poses, or high-intensity interval training	Assistive Learning (In consultation with Special Educators) CwSN -Assistive Learning:- Adapted equipment, such as hand pedals for bikes, can enable students with physical disabilities to participate in physical activities Peer support: Pairing students with special needs with peer buddies can provide support and encouragement during physical activities.	Activity Based Learning- Outdoor learning: Utilizing outdoor spaces for learning and physical activities, such as nature hikes or outdoor yoga classes, can provide a refreshing change of scenery and a connection to nature. Fitness challenges: Incorporating fitness challenges, such as timed runs or obstacle courses, can add an element of fun and friendly competition to physical activities.	(Use of Assessment Tools & Observation) Fitness assessments, Self-assessment, Skill assessments, Teacher observation.

Lesson 4- Annual Sports meet and indoor Games implementation

Lesson 5. Improving Academic Performance and Physical Health

Class: 3	Domains	Curricular Goals (CG3)	Competencies (C:)	Learning Outcomes	Competency Based (Graded) Learning (Tasks/Activities assigned for CW & HW)	CwSN Assistive Learning (In consultation with Special Educators)	Suggested Innovative Pedagogies	Suggested Assessment (Use of Assessment Tools- Observation)
Month- December- January (Approx No of Teaching Days) 4-6	Academic achievement and success. Skill development and proficiency	A chakkar is a spinning circle or a turn or pirouette. It is an important part of the Kathak dance steps in the Lukhnow Gharana.	Develop skills and competencies that support both academic and physical success Enhance cognitive and academic skills Build resilience and stress management skills to cope with academic pressure and performance anxiety.	Graded Learning outcomes:- (LO 1- Basic level) Students will be able to identify at least one effective study strategy to implement in their daily routine. Students will be able to identify at least one physical activity to engage in regularly for health improvement.	(Basic Level) Understanding the importance of physical activity in relation to academic performance and overall health (Medium Level) Applying knowledge of healthy eating habits and nutrition to develop a personal nutrition plan (Advanced Level) Analyzing the effects of physical activity and nutrition on academic performance and overall health	CwSN -Assistive Learning:- Providing additional support and accommodations for students with disabilities to participate in physical activities and exercises, such as modifying activities, providing assistive devices, or using alternative modes of participation.	Activity-Based Learning- Mindfulness practices Project-based learning related to health and wellness Flipped classroom approach with a focus on physical activity and healthy habits	Formative Assessment and Self-Assessment.

Preparing for Exams with Fun and Fitness

CENTRALISED SYLLABUS BIFURCATION FOR APSs (CLASS-III)

Subject: MUSIC

Frequency: Weekly One Period

<u>Term I (APR-SEP)</u>	<u>Term II (OCT-MARCH)</u>
Month- content coverage	Month- content coverage
<u>Apr</u>-Introduction of Music and Swars	<u>Oct</u>-(Autumn Break-10 Days: 15-24 Oct 2023) Evaluation individually and preparation for Annual Function Prog.
<u>May</u>- National-Anthem & National Song and Marching songs in chorus.	<u>Nov</u>-Motivational Songs and Music Preparation for Annual- Function2023-24.
15 May to 20 June 2023 (35 Days) Summer Vacation (Tentative)	<u>Dec</u>- Knowledge of Taala

June –Music Alankars.	Jan- (25 Days Winter Vacation: 20 Dec 2023-15 Jan2024) Knowledge saptak
July -. Folk Music and listening to certain songs and local Instrumental tunes popular in the locality.	Feb -Evaluation individually.
Aug -The major families of musical instruments	March -Annual Examinations
Sep -Picutre of the major families of musical instruments to be pasted as project work. (15-30 Sep-Half Yearly Exams)	

PROPOSED SYLLABUS BIFURCATION FOR APS (PREPARATORY STAGE -CLASS 3, MAPPED WITH NCF- FOUNDATIONAL STAGE – SUBJECT MUSIC

Lesson 1- INTRODUCTION OF MUSIC AND SWARS

<p>Class:3</p> <p>Month- April - May</p> <p>Approx No of Teaching Days) 25</p> <p>No of Periods: 15</p>	<p>Curricular Goals (CG)</p> <p>CG12</p> <p>CG12</p>	<p>COMPETENCY</p> <p>CG12.2 A2</p>	<p>Competency Based (Graded) Learning (Tasks/Activities assigned for CW & HW)</p> <p>(Basic Level) Introduction of Music and Swaras.</p> <p>(Listening Skill) Demo of singing swaras of Music in music class</p> <p>(Medium Level) (Speaking Skill) By Involving kids in singing activities.</p>	<p>Learning Outcomes</p> <p>Graded Learning outcomes:- (LO1-Basic level) Training for singing in chorus will be provided to the students during class.</p> <p>(LO2- Medium level) After training these students will perform during morning assembly</p> <p>(LO3- Advanced level) Students will be added in school choir.</p>	<p>CwSN</p> <p>Assistive Learning (In consultation with Special Educators) & Use of IE Room</p> <p>CwSN -Assistive Learning:-</p> <p>HI students- Introducing swaras of Music with the help of Flash Cards.</p> <p>VI Students Singing in chorus or individually</p> <p>LD students Playing swaras of Music on instruments</p> <p>Autism Showing related Videos</p>	<p>Suggested Innovative Pedagogies</p> <p>Activity Based Learning- Singing Musical Notes</p> <p>Experiential Learning- Singing training of musical notes</p> <p>Learning Spaces Indoor Outdoor</p>	<p>Suggested Assessment (Use of Assessment Tools & Observation)</p> <p>Assignments given to the students Writing names of musical notes in music copy</p>
---	--	------------------------------------	--	---	---	--	--

Lesson 2- -NATIONAL-ANTHEM. NATIONAL SONG AND MARCHING SONGS

<p>Class:3</p> <p>Month- April - May</p> <p>Approx No of Teaching Days) 25</p> <p>No of Periods: 10/ month</p>	<p>Curricular Goals (CG) CG12</p>	<p>COMPETENCY</p> <p>CG12.4 A1</p>	<p>Competency Based (Graded) Learning (Tasks/Activities assigned for CW & HW)</p> <p>(Basic Level) Introduction of National Anthem, National song and marching songs</p> <p>(Listening Skill) Writing and listening of these songs in Music copy</p> <p>(Medium Level) (Speaking Skill) Individually Singing of these songs with right pronunciation and timing during Music class.</p>	<p>Learning Outcomes</p> <p>Graded Learning outcomes:-</p> <p>(LO1-Basic level) Training for singing in chorus will be provided to the students during class.</p> <p>(LO2- Medium level) After training these students will perform during morning assembly</p> <p>(LO3- Advanced level) Students will be added in school choir.</p>	<p>CWSN</p> <p>Assistive Learning (In consultation with Special Educators) & Use of IE Room</p> <p>CWSN -Assistive Learning:-</p> <p>HI students- Introducing National Anthem/ National Song with the help of Flash Cards.</p> <p>VI Students Singing in chorus or individually</p> <p>LD students Playing these songs on instruments</p> <p>Autism Showing related Videos or audios</p>	<p>Suggested Innovative Pedagogies</p> <p>Activity Based Learning- Singing and listening to the students individually</p> <p>Experiential Learning- Students will learn both songs by heart.</p> <p>Learning Spaces Indoor Outdoor</p>	<p>Suggested Assessment (Use of Assessment Tools & Observation)</p> <p>Assignments given to the students Making charts of National Anthem and National Songs during summer vacation</p>
--	-----------------------------------	------------------------------------	--	---	--	---	---

Lesson 3- -MUSIC ALANKARS

<p>Class:3</p> <p>Month- June-July</p> <p>Approx No of Teaching Days) 25</p> <p>No of Periods: 25</p>	<p>Curricular Goals (CG)</p> <p>CG12</p>	<p>COMPETENCY</p> <p>CG12.2 A2</p>	<p>Competency Based (Graded) Learning (Tasks/Activities assigned for CW & HW)</p> <p>(Basic Level) Introduction of Music Alankars</p> <p>(Listening Skill) Listening and writing of these Alankars in Music copy</p> <p>(Medium Level) (Speaking Skill) Singing alankars with Taala /timing during Music class.</p>	<p>Learning Outcomes</p> <p>Graded Learning outcomes:-</p> <p>(LO1-Basic level) Atleast 3 to 4 Alankars will be dictated in the class</p> <p>(LO2- Medium level) students will be given training to sing with proper timing</p> <p>LO3- Advanced level) Singing of these alankars will be done with Harmonium/ Keyboard</p>	<p>CwSN</p> <p>Assistive Learning (In consultation with Special Educators) & Use of IE Room</p> <p>CwSN -Assistive Learning:-</p> <p>HI students- To be included in Action songs/by colourful writing Alankars.</p> <p>VI Students Singing in chorus or individually</p> <p>LD students Playing these Alankars on instruments</p> <p>Autism Showing related Videos or audios</p>	<p>Suggested Innovative Pedagogies</p> <p>Activity Based Learning- Listening alankars individually</p> <p>Experiential Learning- Training for creating alankars</p> <p>Learning Spaces Indoor Outdoor</p>	<p>Suggested Assessment (Use of Assessment Tools & Observation)</p> <p>Assignments given to the students Writing Alankars in Music copy</p>
---	--	------------------------------------	--	--	--	--	---

Lesson 4- -LISTENING TO CERTAIN FOLK SONGS AND LOCAL INSTRUMENTAL TUNES POPULAR IN THE LOCALITY

<p>Class:3</p> <p>Month- June-July</p> <p>Approx No of Teaching Days) 25</p> <p>No of Periods: 25</p>	<p>Curricular Goals (CG)</p> <p>CG12</p>	<p>COMPETENCY</p> <p>CG12.2 C2</p>	<p>Competency Based (Graded) Learning (Tasks/Activities assigned for CW & HW)</p> <p>(Basic Level) Introduction of Folk Music</p> <p>(Listening Skill) Listenig to the folk tunes of locality</p> <p>(Medium Level) (Speaking Skill) Singing folk songs during Music class.</p>	<p>Learning Outcomes</p> <p>Graded Learning outcomes:- (LO1-Basic level)</p> <p>Importance of our Folk Music and Folk Instruments</p> <p>(LO2- Medium level)</p> <p>Listening/singing of folk songs</p> <p>(LO3- Advanced level)</p> <p>Singing of folk songs with folk instruments</p>	<p>CwSN</p> <p>Assistive Learning (In consultation with Special Educators) & Use of IE Room</p> <p>CwSN -Assistive Learning:-</p> <p>HI students- To show videos of Folk Artists</p> <p>VI Students Audio tracks or singing folk songs/tunes</p> <p>LD students Videos of Folk Dance/songs</p> <p>Autism Showing related Videos or audios</p>	<p>Suggested Innovative Pedagogies</p> <p>Activity Based Learning- Singing/training of Folk songs</p> <p>Experiential Learning- Folk Song presentation in Morning assembly</p> <p>Learning Spaces Indoor Outdoor</p>	<p>Suggested Assessment (Use of Assessment Tools & Observation)</p> <p>Asignments given to the students</p> <p>Pasting pictures of Fok instruments</p>
---	--	------------------------------------	---	--	---	--	---

Lesson 5- -THE MAJOR FAMILIES OF MUSICAL INSTRUMENTS

<p>Class:3</p> <p>Month- g-Sep</p> <p>Approx No of Teaching Days) 25</p> <p>No. of Periods: 12/month</p>	<p>Curricular Goals (CG) CG12</p>	<p>COMPETENCY CG12.2 C2</p>	<p>Competency Based (Graded) Learning (Tasks/Activities assigned for CW & HW)</p> <p>(Basic Level) Names of different Musical instruments</p> <p>(Listening Skill) Major categories of Instruments</p> <p>(Medium Level) (Speaking Skill) Reciting names of instruments category wise</p>	<p>Learning Outcomes</p> <p>Graded Learning outcomes:- (LO1-Basic level)</p> <p>Knowledge of four major families of instruments</p> <p>(LO2- Medium level)</p> <p>Difference between each category of instruments</p> <p>LO3- Advanced level)</p> <p>Recognizing sounds of instruments categorically</p>	<p>CwSN</p> <p>Assistive Learning (In consultation with Special Educators) & Use of IE Room</p> <p>CwSN -Assistive Learning:-</p> <p>HI students- Playing of video tracks of instruments</p> <p>VI Students Playing of Sound tracks of instruments</p> <p>LD students Through pictures of instruments</p> <p>Autism Showing related Videos or audios</p>	<p>Suggested Innovative Pedagogies</p> <p>Activity Based Learning- Visit to music room</p> <p>Experiential Learning- Recognizing sounds/tunes of instruments categorically</p> <p>Learning Spaces Indoor Outdoor</p>	<p>Suggested Assessment (Use of Assessment Tools & Observation)</p> <p>Assignments given to the students Preparing project file by pasting pictures of instruments (15-30 Sep-Half Yearly Exams)</p>
--	---	--------------------------------------	---	--	--	---	--

Lesson 6- -EVALUATION INDIVIDUALLY AND PREPARATION FOR ANNUAL FUNCTION PROG

Class:3 Month- Oct-Nov	Curricular Goals (CG) CG12	COMPETENCY 12.2 E2	Competency Based (Graded) Learning (Tasks/Activities assigned for CW & HW) Evaluation of Term-1 Preparation of patriotic/ motivational song for Annual Function (Oct/Nov-2023)	Learning Outcomes Graded Learning outcomes:- (LO1-Basic level) Dictation of songs (LO2- Medium level) Practice sessions of songs	CwSN Assistive Learning (In consultation with Special Educators) & Use of IE Room CwSN -Assistive Learning:- HI students- Involvement in action song VI Students Singing of selected songs LD students Involving in school choir	Suggested Innovative Pedagogies Activity Based Learning- Participation in school choir Experiential Learning- Motivating and guiding students to participate in school choir Learning Spaces Indoor Outdoor	Suggested Assessment (Use of Assessment Tools & Observation) Assignments given to the students Writing songs to be presented during Annual Function
------------------------------	----------------------------------	---------------------------	--	--	--	--	--

Lesson 7- -KNOWLEDGE OF TAALA & SAPTAK

Class:3 Month- Dec-Jan Approx No Teaching Days) 25 of periods: Days/month	Curricular Goals (CG) CG12	COMPETENCY C12.2 C2	Competency Based (Graded) Learning (Tasks/Activities assigned for CW & HW) Basic Level) Introduction of Taala and Saptak (Listening Skill) To develop listening skill of (Taal) Rhythm instruments and Saptak (Octave) of Music (Medium Level) (Speaking Skill) Beats of Tabla (Bol) of Teental, Dadra and Kehrva	Learning Outcomes Graded Learning outcomes:- (LO1-Basic level) Definition of Taala and Saptak (LO2- Medium level) Writing (Bol) Beats of Teental, Dadra and Kehrva (LO3- Medium level) Speaking beats of taal as with actual matra	CwSN Assistive Learning (In consultation with Special Educators) & Use of IE Room CwSN -Assistive Learning:- HI students- Involvement in showing bol of taala with hand (sam, Khali and tali) VI Students Reciting bol of taal as (sam, Khali and tali) LD students Showing/playing beats on Tabla	Suggested Innovative Pedagogies Activity Based Learning- Basic training of Rhythm Experiential Learning- Training of taal as on Rhythm instruments Learning Spaces Indoor Outdoor	Suggested Assessment (Use of Assessment Tools & Observation) Assignments given to the students Pasing of Rhythm instruments in project file.
--	---	----------------------------	--	---	--	---	--

Lesson 8- - EVALUATION INDIVIDUALLY AND ANNUAL EXAMINATION.

Class:3	Curricular Goals (CG) CG12	COMPETENCY	Competency Based (Graded) Learning (Tasks/Activities assigned for CW & HW) Each student will be evaluated individually for grading for Term-II	<i>Learning Outcomes</i> <i>Graded Learning outcomes:-</i> Roll no wise evaluation in each section	CwSN Assistive Learning (In consultation with Special Educators) & Use of IE Room EVALUATION FOR TERM-II	Suggested Innovative Pedagogies Activity Based Learning- EVALUATION FOR TERM-II Experiential Learning- Learning Spaces Indoor Outdoor	Suggested Assessment (Use of Assessment Tools & Observation) Annual Examinations in March-2024
---------	----------------------------------	------------	---	--	--	---	--

Class: III

Subject:Kathak Dance

APS Syllabus Bifurcation Overview

<u>Term I</u>	<u>Term II</u>
Month- content coverage	Month- content coverage
Apr- Introduction: 8form of Indian classical dances. *Story of Lord of dance (Natraj) Videos, pictures. *Mudras Pataka, tripataka, ardhpataka,kartrimukha.	Oct: Revision Dugunlaykaari on hands with bolas.
May- Mudras: Mayurakhyo, aradhchandra, arala. With their expression.	Nov : Revision Footwork :Tatkaar in teentaalekgun to dugun.
June – Revision Basic :Standing position Bhoomi parnam Mudras:Shuktundka,mushthishya,shikharkheshta.	Dec: Revision Evaluation of revision
July- Importance of taal in classical dance. *Recite teen taal theka with counting in slow laya on hand (sum, khali, tali)	Jan : Revision Half chakkar in kathak with tatkaar.
Aug :Revision Mudras: kapitha, katkamuka, suchimukha. *Footwork: Tatkaar in teen taal in slow laya on counting.	Feb : Revision Evaluation individually.
SEP: Revision Mudras :mrigsheersha, sinhmukha, chandrakala, pandamkosa, Teentaal on hands with bolas. With tabla beat.	March: Annual Examination.

**PROPOSED SYLLABUS BIFURCATION FOR APS (PREPARATORY STAGE -CLASS 3, MAPPED WITH NCF- FOUNDATIONAL
STAGE – SUBJECT DANCE)**

Lesson 1- History of Kathak +(Mudras)

Class: 3 Month- April - May Approx No Teaching (Days)	Curricular Goals (CG) CG12 Disciplined lifestyle as kids needs planned. Help children for representing the rich Indian culture and heriage. Mudras help to link the brain to the body, soothe pain, the mood and increase your vitality.	Competencies 1. Explore and understand body movement and coordination 2. Experience joy and eagerness to learn Learning Kathak dance helps in strengthening your mind and body. Also removes stage fear. It increases the ability to focus. It makes you physically and mentally strong. Kathal Mudras facilitate story telling and along with facial expressions, they make the tale easier to understand.	Learning Outcomes Graded Learning outcomes:- Makes you a goodteam worker. Makes you a better story teller. Increases knowledge towards Indian culture and heritage. Hand Mudras in Kathak are very important as every Mudra has its own meaning which help to convey the story to the people in forms of Kathakdance easily.	Competency Based (Graded) Learning (Tasks/Activities assigned for CW & HW) (Basic Level) Children may listen to the story and imagine that through their own thinking. For Mudras the children try out to make the Mudras by watching the live demonstration of the teacher. (Medium Level) Try to interelate the stories to the present learning for next practice. For Mudras they makeMudras by themselves by seeing the names of the Mudras on the board in class. (Advanced Level) Learning the main point of the story and then from that main content make the story or narrate the storyby themselves.	CwSN Assistive Learning (In consultation with Special Educators) & Use of IE Room CwSN -Assistive Learning:- In addition to being an excellent form of exercise. Dance is a powerful form of therapy for children with disabilities. They get more curiosity to know about the history of the artist (through pictures and videos. Children if practice Mudras regularly then it can help in curing the disability and disases. For Mudras the children will make the Mudras by themselves and speak out the name of the Mudras.	Suggested Innovative Pedagogies Activity Based Learning- Pictures, videos, live demonstration by the teacher. Theme-Based Learning- Kathak dancers convey moral for god and goddesses they are basically learning and gaining knowledge about god and also they here get to know about the stories of god and their importance. With the help of Mudras a child can easily explain the roles and different faces of god.	Suggested Assessment (Use of Assessment Tools & Observation) Creating interest in India's culturalism. (TOOLS) Videos, pictures, teacher explanation. They can make different Mudras from their hands and also learn what shapes they are making although it is very interesting.
---	--	--	--	--	--	--	--

Lesson 2- Bhoomi Pranam+ Standing Position+ Importance of Teen Taal with Counting

Class: 3	Curricular Goals (CG 12)	Competencies C12.4	Learning Outcomes Graded Learning outcomes:-	Competency Based (Graded) Learning (Tasks/Activities assigned for CW & HW)	CwSN	Suggested Innovative Pedagogies	Suggested Assessment (Use of Assessment Tools & Observation)
Month- June - July	An acknowledgement of the sacred. The Standing position helps in being a confident performer and makes a good body posture. Develops your personality too.	Bhoomi Pranam- In Bhoomi Pranam students take permission from mother earth, that whatever footwork we are going to do is important in the Kathak dance, you allow us to tap our foot on the land over you. Standing Position- It increases your structure of the body to be in a position for performing. Taal- It helps to find out the composition similar to time signatures in music though in Indian music and dance the cyclic journey is what anchors a composition.	Bhoomi Pranam Respecting the Indian culture, the mother Earth, taking permission so that they can start doing dance (Kathak). Standing Position- They learn that they should be looking confident and straight + proud whenever performing. Taal- They get knowledge to interrelate taal when they are walking and it increases concentration skills. They also calculate beats one by one without pen or pencil, they do that orally.	(Basic Level) Students will look at the teacher whatever she is doing they will follow that and do. (Medium Level) The children will listen to counting, tal or instructions and do the same as told. Advanced Level) The children will speak out the countings and all. Also they will do those bhomi pranam, teen taal on hand by themselves.	Assistive Learning (In consultation with Special Educators) & Use of IE Room CwSN -Assistive Learning:- The child with special need does have so many benefits of this. When the teacher is giving the demonstration on the stage the child directly look at the teacher and start doing whatever the teacher is doing. When the teacher appreciates the child for this the child gets positivity in him or her that they are disabled but they can do everything like everybody.	Activity Based Learning- Live demonstration of the teacher step by step. Theme Based Learning- Saving the culture by learning such things.	Counting wise Taal and Bhoomi Pranam.
Approx No of Teaching days) 6							
No of periods: -7							

Lesson 3- Mudras, Teen taal on hands with bolas in ekgunlaye

Class: 3	Domains	Curricular Goals (CG12)	Competencies (C12.2)	Learning Outcomes Graded Learning outcomes:-	Competency Based (Graded) Learning (Tasks/Activities assigned for CW & HW)	CwSN	Suggested Innovative Pedagogies	Suggested Assessment (Use of Assessment Tools & Observation)
Month- August- September	Language & Literacy Development	Mudras help to link the brain to the body, soothe pain, the mood and increases your vitality.	Kathak Mudras facilitate story telling with facial expressions, they make the tale easier to understand.	(LO 1- Basic level) Hand Mudras in Kathak are very important as every Mudra has its own meaning which helps to convey the story to the people in forms of Kathak dance easily.	(Basic Level) Children will try out making Mudras by watching the live demonstration of the teacher. Students will look that how the teacher is doing teentaal on hands with bolas. They will repeat the bolas with the teacher and do whatever the Teacher is doing.	Assistive Learning (In consultation with Special Educators) & Use of IE Room CwSN -Assistive Learning:- The child with special need does have so many benefits of this. When the teacher is giving the demonstration on the stage the child directly look at the teacher and start doing whatever the teacher is doing. When the teacher appreciates the child for this the child gets positivity in him or her that they are disabled but they can do everything like everybody.	Activity Based Learning- Live demonstration of the teacher step by step. Theme Based Learning- With the help of Mudras one can explain the storytelling easily. Teen Taal is used in their daily activities.	Creating interest in learning our Indian speciality. Tools- They can make different Mudras from their hands and also learn what shapes they are making although it is very interesting.
Approx No Teaching (Days)		Taal is a time cycle. It is the foundation of all compositions.	Taal: It is the composition similar to time signature in Indian musical dance. The cyclic journey is what anchors a composition.	Taal: They get knowledge to interrelate taal when they are walking and it increases concentration skills. They also calculate beats one by one without pen or pencil, they do that orally.	(Medium Level) They will make the Mudras by themselves by seeing the names of the mudras on the board in class. They will also listen to the instructions and perform. (Advanced Level) They speak out the names, bolas by themselves and perform.			

Lesson 4- Dugunlaykari of teen taal on hand + Tat kaar in Teentaal

<p>Class: 3</p> <p>Month: October - November</p> <p>Approx No Teaching Days)</p>	<p>Curricular Goals (CG12)</p> <p>Taal is a time cycle. T is the foundation of all compositions. It is very useful as for counting the beats children use to multiply, add, divide or subtract the bolas verbly only which is a good thing.</p>	<p>Competencies (C12.2)</p> <p>Taal-</p> <p>It helps to find out the composition similarly the time signature in Indian musical dance the cyclic journey is what anchors a composition.</p> <p>Tatkaar:</p> <p>The dance syllables that are produced from footwork are called Tatkaar. Tatkaar is very beneficial as it is the fundamental footwork from which all other foot sounds and compositions are created.</p>	<p>Learning Outcomes Graded Learning outcomes:-</p> <p>(LO 1- Basic level)</p> <p>Students can interrelate taal with their day to day, hour to hour work.</p> <p>Tatkaar: it is an integral part of Kathak.</p> <p>Tatkaar involves complete leg exercise, giving stress on hips, calves and knees. Taiyari or proficiency in Kathak demands countless Riyaz. this Practice session increases stamina and a com-plete form of work out.</p>	<p>Competency Based (Graded) Learning</p> <p>(Tasks/Activities assigned for CW & HW)</p> <p>(Basic Level)</p> <p>Students look and listen whatever the teacher is doing and speaking. Then further they will further hey will do as same as the teacher.</p> <p>(Medium Level)</p> <p>They will listen up to the bolas and instructions. Further they will do the same.</p> <p>Advanced Level:</p> <p>They will themselves speak out the bolas and also perform the teentaal on hands and tatkaar on feet.</p>	<p>CwSN</p> <p>Assistive Learning (In consultation with Special Educators) & Use of IE Room</p> <p>CwSN -Assistive Learning:-</p> <p>Footwork: the children with disabilities if do tatkaar, that is a better exercise for them. It also helps in the maintaining the acupressure. When they in front of their teacher they will be appreciated and then a positive mindset would attract them towards itself.</p>	<p>Suggested Innovative Pedagogies</p> <p>Activity Based Learning-</p> <p>Live demonstration by the teacher step by step. Using the speakers for tatkaar and beats.</p>	<p>Suggested Assessment (Use of Assessment Tools & Observation)</p> <p>Use of assessment and Tools: speakers for tabla beat.</p>
--	--	--	--	---	--	---	--

Lesson 5. Half rotation in teentaal with ekgun to duguntatkaar

<p>Class: 3</p> <p>Month- November- January</p> <p>Approx No Teaching Days)</p>	<p>Curricular Goals (CG 12)</p> <p>A chakkar is a spinning circle or a turn or pirouette. It is an important part of the Kathak dance steps in the Lucknow Gharana.</p>	<p>Competencies (C12.2)</p> <p>The chakkar in Kathak is a tool for completing a ritual in the larger frame of a spiritual journey called Performance. However, today it has emerged as a powerful tool to assert and individuals's power and ego as a means of sensational spectacles</p>	<p>Learning Outcomes Graded Learning outcomes:-</p> <p>(LO 1- Basic level)</p> <p>They work as an aerobic exercise. Bhramari or Chakkar is speciality of Kathak that improves balance and stamina. Riyaz of Kathak makes you light feel and increase flexibility.</p>	<p>Competency Based (Graded) Learning</p> <p>(Tasks/Activities assigned for CW & HW)</p> <p>(Basic Level)</p> <p>Students will look that how the teacher is doing. The child will follow whatever the teacher is doing.</p> <p>(Medium Level)</p> <p>They will listen to the instructions and further do the same as per the instructions.</p> <p>(Advanced Level)</p> <p>The student will learn the steps accordingly and then perform it.</p>	<p>CWSN</p> <p>Assistive Learning (In consultation with Special Educators) & Use of IE Room</p> <p>CWSN -Assistive Learning:-</p> <p>The child with special need does have so many benefits of this when the teacher is giving demonstration on the stage. The child directly looks at and start doing whatever the teacher is doing. When the teacher appreciates the child he or she may get a positive mindset.</p>	<p>Suggested Innovative Pedagogies</p> <p>Activity- Based Learning-</p> <p>Live demonstration by the teacher step by step. Using the speakers for tatkaar and beats</p>	<p>Suggested Assessment</p> <p>(Use of Assessment Tools- Observation)</p> <p>Use of assessment and Tools: speakers for tabla beat.</p>

Revision + Practices

Class: 3	Curricular Goals (CG12)	Competencies (C12.2)	Learning Outcomes Graded Learning outcomes:- (Basic level) level) level)	Competency Based (Graded) Learning (Tasks/Activities assigned for CW & HW) (Basic Level) They perform individually on the stage. Which also removes the stage fear. (Medium Level) The student can choose its own partner to perform with he or she is comfortable to perform. (Advanced Level) The student is being sent in a group to dance or perform with and then checked that he or she is coordinating or not.	CwSN Assistive Learning (In consultation with Special Educators) & Use of IE Room CwSN -Assistive Learning:- The child will not have stage fear after being performed individually. Then the child can also perform with his or her friend. Then after that the child tries to get merged or coordinate with the group. This is although very inspirational for the child with any of the disability.	Suggested Innovative Pedagogies Activity Based Learning- Speaker for the tatkkaar (table beat) The students perform by themselves.	Suggested Assessment (Use of Assessment Tools & Observation) Uses of assesments and Tools: Speakers for table beat.
<p>Approx No Teaching Days)</p>	<p>Kathak gives emphasis on poses, expressions, grace, hand, eye and body movements when done together in revision.</p>	<p>Kathak is characterised by intricate footwork and precise rhythmic patterns that the dancer articulates by controlling about 100 ankle bells.</p>					